

**The Brady Years**  
*Tom Brady's Career in 12 Charts*  
© 2023 Michael Hamel  
MichaelHamel.net

Now that Tom Brady's NFL career has come to an end, it's time for a look back. The following 12 charts/tables/graphs describe various aspects of his record-setting career.

Contents

1. Tom Brady Yearly Statistics and Team Records
2. NFL Final Four Quarterbacks 2000-2022
3. Quarterbacks with 3 or more appearances in NFL Conference Championship Games 2000-2022
4. Tom Brady Day-by-Day Records
5. AFC East Primary Quarterbacks and Head Coaches, 2000-2019
6. Tom Brady Yards per Game
7. Tom Brady vs. Peyton Manning
8. Tom Brady Game-by-Game
9. Tom Brady Game-Winning Drives
10. Tom Brady: "The Perfect Season"
11. The 2000 NFL Draft Class
12. Tom Brady's Primary Receivers (Part I and II)

### Tom Brady Yearly Statistics and Team Records

REGULAR SEASON																							
	2000	2001	2002	2003	2004	2005	2006	2007	2008	2009	2010	2011	2012	2013	2014	2015	2016	2017	2018	2019	2020	2021	2022
	<b>AFC EAST</b>																				<b>NFC South</b>		
1	MIA	<b>11-5</b>	NYJ	<b>14-2</b>	<b>14-2</b>	<b>10-6</b>	<b>12-4</b>	<b>16-0</b>	MIA	<b>10-6</b>	<b>14-2</b>	<b>13-3</b>	<b>12-4</b>	<b>12-4</b>	<b>12-4</b>	<b>12-4</b>	<b>14-2</b>	<b>13-3</b>	<b>11-5</b>	<b>12-4</b>	NO	<b>13-4</b>	<b>8-9</b>
2	IND*	MIA*	<b>9-7</b>	MIA	NYJ*	MIA	NYJ*	BUF	<b>11-5</b>	NYJ*	NYJ*	NYJ	MIA	NYJ	BUF	NYJ	MIA	BUF	MIA	BUF*	<b>11-5*</b>	NO	NO
3	NYJ	NYJ*	MIA	BUF	BUF	BUF	BUF	NYJ	NYJ	MIA	MIA	MIA	NYJ	MIA	MIA	BUF	BUF	MIA	BUF	NYJ	CAR	ATL	CAR
4	BUF	IND	BUF	NYJ	MIA	NYJ	MIA	MIA	BUF	BUF	BUF	BUF	BUF	BUF	NYJ	MIA	NYJ	NYJ	NYJ	MIA	ATL	CAR	ATL
5	<b>5-11</b>	BUF																					

PLAYOFFS																							
	2000	2001	2002	2003	2004	2005	2006	2007	2008	2009	2010	2011	2012	2013	2014	2015	2016	2017	2018	2019	2020	2021	2022
SB		W STL		W CAR	W PHI			L NYG				L NYG			W SEA		W ATL	L PHI	W LAR		W KC		
CONF		W @PIT		W IND	W @PIT		L @IND	W SD				W BAL	L BAL	L @DEN	W IND	L @DEN	W PIT	W JAC	W @KC		W @GB		
DIV		W OAK		W TEN	W IND	L @DEN	W @SD	W JAC			L NYJ	W DEN	W HOU	W IND	W BAL	W KC	W HOU	W TEN	W LAC		W @NO	L LAR	
WC						W JAC	W NYJ			L BAL										L TEN	W @WS	W PHI	L DAL

REGULAR SEASON STATISTICS & AWARDS																							
	2000	2001	2002	2003	2004	2005	2006	2007	2008	2009	2010	2011	2012	2013	2014	2015	2016	2017	2018	2019	2020	2021	2022
Starts	0	14	16	16	16	16	16	16	1	16	16	16	16	16	16	16	12	16	16	16	16	17	17
TD	0	18	<b>28</b>	23	28	26	24	<b>50</b>	0	28	<b>36</b>	39	34	25	33	<b>36</b>	28	32	29	24	40	<b>43</b>	25
INT	0	12	14	12	14	14	12	8	0	13	4	12	8	11	9	7	2	8	11	8	12	12	9
CMP	1	264	373	317	288	334	319	398	7	371	324	401	401	380	373	402	291	385	375	373	401	<b>485</b>	<b>490</b>
ATT	3	413	601	527	474	530	516	578	11	565	492	611	637	628	582	624	432	<b>581</b>	570	613	610	<b>719</b>	<b>733</b>
Yards	6	2843	3764	3620	3692	<b>4110</b>	3529	<b>4806</b>	76	4398	3900	5235	4827	4343	4109	4770	3554	<b>4577</b>	4355	4057	4633	<b>5316</b>	4694
Age	23	24	25	26	27	28	29	30	31	32	33	34	35	36	37	38	39	40	41	42	43	44	45
All-Pro						2 <sup>nd</sup>		1 <sup>st</sup>			1 <sup>st</sup>						2 <sup>nd</sup>	1 <sup>st</sup>				2 <sup>nd</sup>	
MVP		SB		SB				MVP			MVP				SB		SB	MVP			SB		
ProBowl		PB			PB	PB		PB		PB	PB	PB	PB	PB	PB	PB	PB	PB	PB			PB	

**LEGEND**

Regular Season: Blue/Orange cells represent New England/Tampa Bay record; \* = Wild Card  
 Playoffs: Highlighted cells are wins (Blue/Orange home, Red road, Silver neutral)

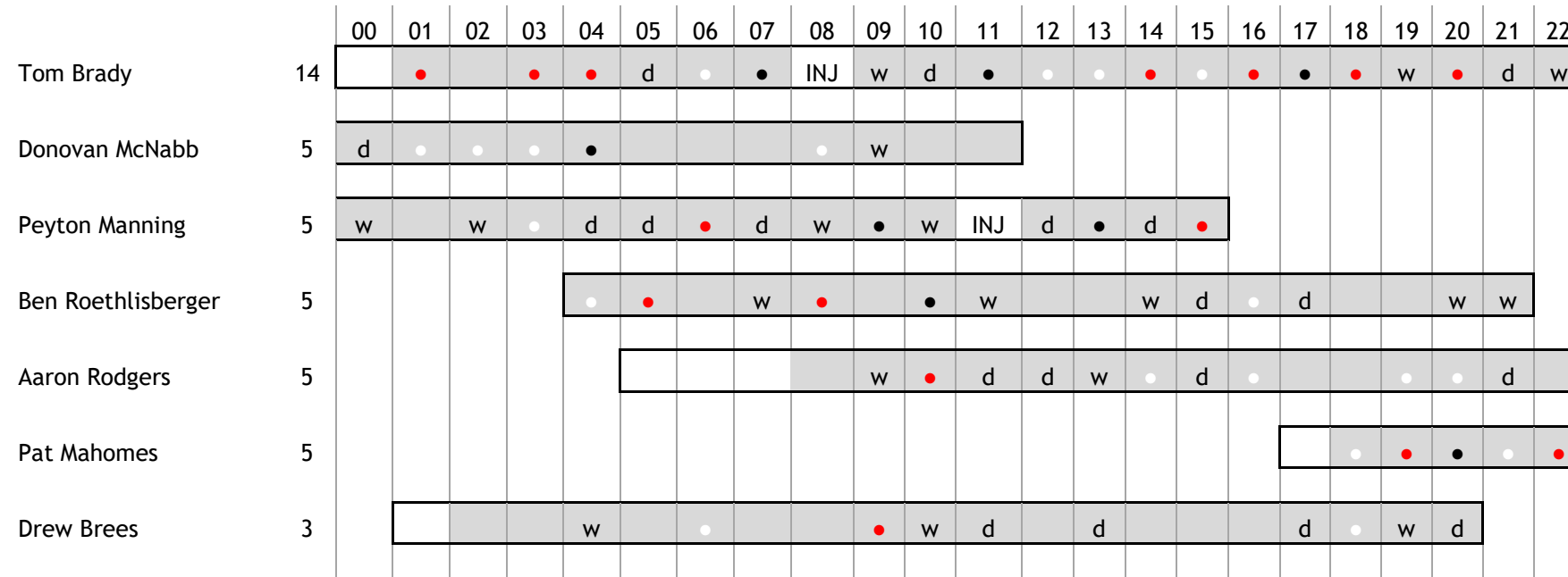
Statistics: Red Bold indicates led league; Age = Age as of December 31  
 Awards: SB = SB MVP, MVP = Regular Season MVP

## NFL Final Four Quarterbacks 2000-2022

*AFC and NFC Championships and Super Bowl*

	SB Champion		SB Runner-up		AFC Runner-up		NFC Runner-up	
2000	Dilfer	BAL	Collins	CAR	Gannon	OAK	Culpepper	MIN
2001	<b>Brady</b>	NE	Warner	STL	Stewart	PIT	McNabb	PHI
2002	Johnson	TB	Gannon	OAK	McNair	TEN	McNabb	PHI
2003	<b>Brady</b>	NE	Delhomme	CAR	P. Manning	IND	McNabb	PHI
2004	<b>Brady</b>	NE	McNabb	PHI	Roethlisberger	PIT	Vick	ATL
2005	Roethlisberger	PIT	Hasselbeck	SEA	Plummer	DEN	Delhomme	CAR
2006	P. Manning	IND	Grossman	CHI	<b>Brady</b>	NE	Brees	NO
2007	E. Manning	NYG	<b>Brady</b>	NE	Rivers	SD	Favre	GB
2008	Roethlisberger	PIT	Warner	ARI	Flacco	BAL	McNabb	PHI
2009	Brees	NO	P. Manning	IND	Sanchez	NYJ	Favre	MIN
2010	Rodgers	GB	Roethlisberger	PIT	Sanchez	NYJ	Cutler	CHI
2011	E. Manning	NYG	<b>Brady</b>	NE	Flacco	BAL	Smith	SF
2012	Flacco	BAL	Kaepernick	SF	<b>Brady</b>	NE	Ryan	ATL
2013	Wilson	SEA	P. Manning	DEN	<b>Brady</b>	NE	Kaepernick	SF
2014	<b>Brady</b>	NE	Wilson	SEA	Luck	IND	Rodgers	GB
2015	P. Manning	DEN	Newton	CAR	<b>Brady</b>	NE	Palmer	ARI
2016	<b>Brady</b>	NE	Ryan	ATL	Roethlisberger	PIT	Rodgers	GB
2017	Foles	PHI	<b>Brady</b>	NE	Bortles	JAC	Keenum	MIN
2018	<b>Brady</b>	NE	Goff	LAR	Mahomes	KC	Brees	NO
2019	Mahomes	KC	Garoppolo	SF	Tannehill	TEN	Rodgers	GB
2020	<b>Brady</b>	TB	Mahomes	KC	Allen	BUF	Rodgers	GB
2021	Stafford	LAR	Burrow	CIN	Mahomes	KC	Garoppolo	SF
2022	Mahomes	KC	Hurts	PHI	Burrow	CIN	Purdy	SF

Quarterbacks with 3 or more appearances in NFL Conference Championship Games 2000-2022



Notes

Tom Brady 10 Super Bowl appearances, 7 Super Bowl titles  
 The other 6 13 Super Bowl appearances, 8 Super Bowl titles

Tom Brady 10-4 in Conference Championship Games  
 The other 6 13-15 in Conference Championship Games

McNabb played 1999-2011  
 Manning played 1998-2015 (lost in Divisional round in 99)  
 Rodgers backup in 2007 Conference Championship game (Brett Favre)  
 Mahomes backup in 2017 Wild Card game (Alex Smith)

Legend

Black Outline represents entire career  
 Gray shading indicates starter  
 INJ = Injured, did not play for most/all of the season

- Super Bowl Win
- Super Bowl Loss
- Conference Championship Loss
- d Divisional Round Loss
- w Wild Card Round Loss

### Tom Brady Day-by-Day Records

	SEP	OCT	NOV	DEC	JAN	FEB	
1		2-1		1-1	3-1	2-0	1
2		1-2	2-0	3-0	3-0		2
3		2-0	3-1	3-0	1-2	2-1	3
4		4-0	3-0	3-0	0-1	0-1	4
5		3-0	0-1	3-0		1-1	5
6		1-2	1-1	1-2	1-0	1-0	6
7	1-3	2-1	1-2	2-0	2-0	1-0	7
8	3-0	1-1	2-1	2-1	0-1		8
9	6-0	4-0		2-1	2-0		9
10	2-0	3-0	1-0	1-1	2-1		10
11	1-0	1-1	2-1	2-2	1-0		11
12	3-0	2-0	1-1	4-0	1-0		12
13	0-1	1-1	3-1	3-0	3-0		13
14	3-0	4-1	2-1	2-0	3-1		14
15	2-0	1-0	2-1	1-1			15
16	1-2	3-2	2-0	2-3	3-2		16
17	2-0	2-0	1-1	3-0	1-0		17
18	2-1	3-0	2-2	2-1	2-0		18
19	2-1	1-0	2-0	1-1	1-1		19
20	2-1	0-1	2-0	4-1	2-1		20
21	2-0	5-0	2-0	2-0	1-1		21
22	3-0	2-0	4-0	2-1	2-0		22
23	1-3	1-1	3-2	3-0	1-1		23
24	1-1	3-0	3-0	4-0	1-1		24
25	1-2	3-0	4-0	1-0			25
26	1-1	2-0	2-0	5-0			26
27	3-0	2-2	2-2	2-1	1-0		27
28	0-1	2-1	3-0	0-1			28
29	2-2	3-0	0-2	3-1			29
30	3-0	3-1	1-2	2-0			30
31		1-2		2-0			31

Brady played on 143 unique days.  
 Brady was undefeated on 70 of those days (174-0).  
 Brady had a winning record on the other 73 days (112-97).

LEGEND:

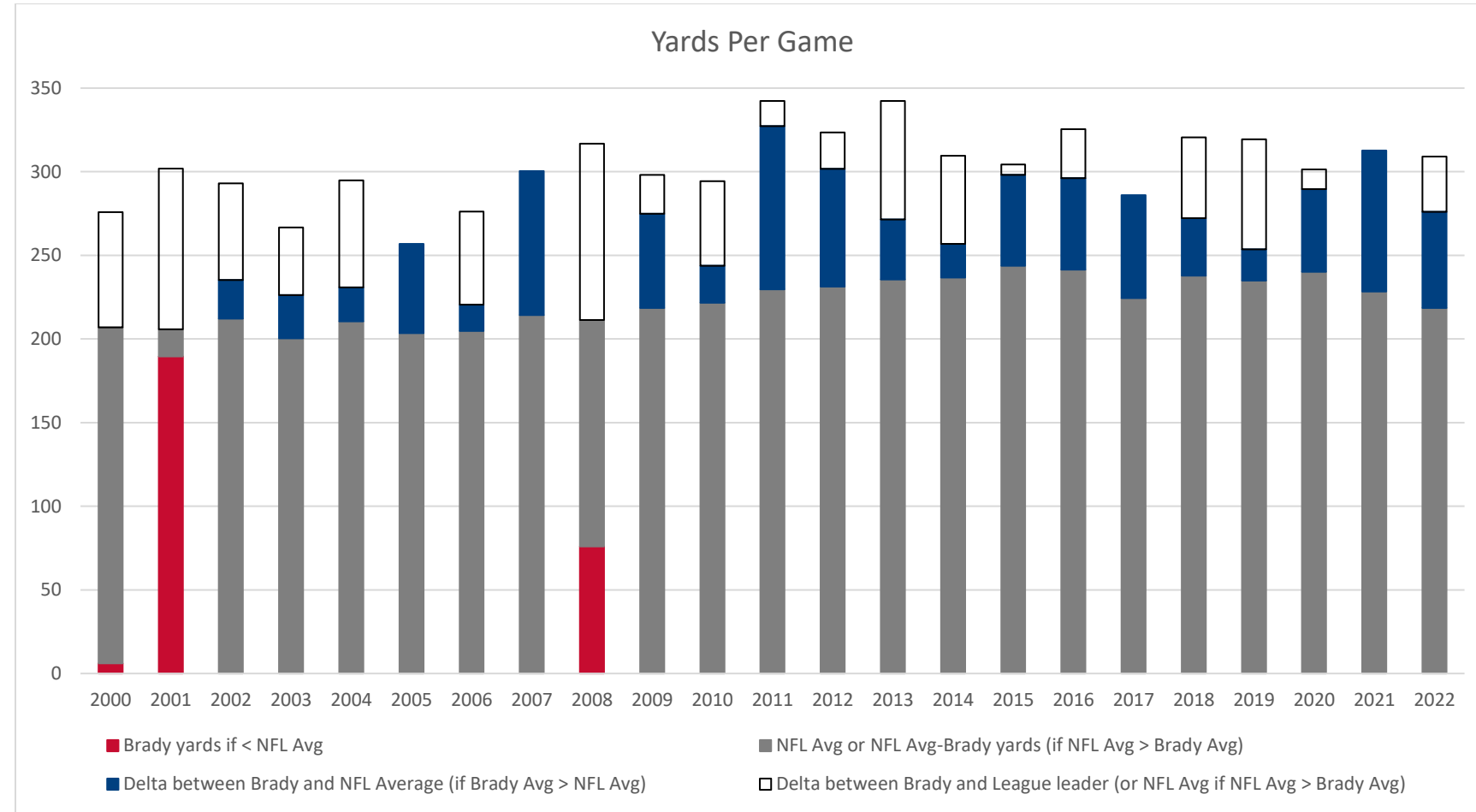
Above .500	99 days	Below .500	21 days
.500	23 days	(N/A)	

**AFC East Primary Quarterbacks and Head Coaches, 2000-2019**

	Buffalo		Miami		New York		New England	
	<i>QB</i>	<i>HC</i>	<i>QB</i>	<i>HC</i>	<i>QB</i>	<i>HC</i>	<i>QB</i>	<i>HC</i>
2000	Johnson	Phillips	Fiedler	Wannstedt	Testaverde	Groh	Bledsoe	Belichick
2001	Van Pelt	Williams	Fiedler	Wannstedt	Testaverde	Edwards	Brady	Belichick
2002	Bledsoe	Williams	Fiedler	Wannstedt	Pennington	Edwards	Brady	Belichick
2003	Bledsoe	Williams	Fiedler	Wannstedt	Pennington	Edwards	Brady	Belichick
2004	Bledsoe	Mularkey	Feeley	Wannstedt/Bates	Pennington	Edwards	Brady	Belichick
2005	Holcomb	Mularkey	Frerotte	Saban	Bollinger	Edwards	Brady	Belichick
2006	Losman	Jauron	Harrington	Saban	Pennington	Mangini	Brady	Belichick
2007	Edwards	Jauron	Lemon	Cameron	Pennington	Mangini	Brady	Belichick
2008	Edwards	Jauron	Pennington	Sparano	Favre	Mangini	Cassel	Belichick
2009	Fitzpatrick	Jauron/Fewell	Henne	Sparano	Sanchez	Ryan	Brady	Belichick
2010	Fitzpatrick	Gailey	Henne	Sparano	Sanchez	Ryan	Brady	Belichick
2011	Fitzpatrick	Gailey	Moore	Sparano/Bowles	Sanchez	Ryan	Brady	Belichick
2012	Fitzpatrick	Gailey	Tannehill	Philbin	Sanchez	Ryan	Brady	Belichick
2013	Manuel	Marrone	Tannehill	Philbin	Smith	Ryan	Brady	Belichick
2014	Orton	Marrone	Tannehill	Philbin	Smith	Ryan	Brady	Belichick
2015	Taylor	Ryan	Tannehill	Philbin/Campbell	Fitzpatrick	Bowles	Brady	Belichick
2016	Taylor	Ryan/Lynn	Tannehill	Gase	Fitzpatrick	Bowles	Brady	Belichick
2017	Taylor	McDermott	Cutler	Gase	McCown	Bowles	Brady	Belichick
2018	Allen	McDermott	Tannehill	Gase	Darnold	Bowles	Brady	Belichick
2019	Allen	McDermott	Fitzpatrick	Flores	Darnold	Gase	Brady	Belichick
Total QB/HC	11	10	11	10	9	6	3	1
Regular Season		137-183		149-171		148-172		237-83
Playoff App.		2		4		6		17
Playoff Record		0-2		1-4		6-6		30-11
Super Bowl Titles		0		0		0		6

Primary QBs as defined by Pro Football Reference; Playoff and Regular Season records from shrpsports.com

### Tom Brady Yards per Game



Tom Brady vs. Peyton Manning

SEASON	DAY	DATE	ROAD	HOME	BRADY	NOTES	TV NOTES (Eastern Time)	Tom Brady						Peyton Manning					
								CMP	ATT	YDS	TD	INT	RATE	CMP	ATT	YDS	TD	INT	RATE
2001	Sun	Sept 30	IND	NE	W 44-13	TB 1st career start	1pm CBS Gus Johnson/Brent Jones	13	23	168	0	0	79.6	20	34	196	1	3	48.2
	Sun	Oct 21	NE	IND	W 38-17		1pm CBS Ian Eagle/Solomon Wilcotts	16	20	202	3	0	148.3	22	34	335	1	0	106.9
2003	Sun	Nov 30	NE	IND	W 38-34		1pm CBS Gumbel/Simms	26	35	236	2	2	87.3	29	48	278	4	1	95.7
	Sun	Jan 18	IND	NE	W 24-14	AFC Championship	3pm CBS Gumbel/Simms	22	37	237	1	1	76.1	23	47	237	1	4	35.5
2004	Thu	Sept 9	IND	NE	W 27-24		9pm ABC Michaels/Madden	26	38	335	3	1	111.2	16	29	256	2	1	93.5
	Sun	Jan 16	IND	NE	W 20-3	AFC Divisional	4:45pm CBS Gumbel/Simms	18	27	144	1	0	92.2	27	42	238	0	1	69.3
2005	Mon	Nov 7	IND	NE	L 21-40		9pm ABC Michaels/Madden	22	33	265	3	0	121.4	28	37	321	3	1	117.1
2006	Sun	Nov 5	IND	NE	L 20-27		8:20pm NBC Michaels/Madden	20	35	201	0	4	34.0	20	36	326	2	1	93.1
	Sun	Jan 21	NE	IND	L 34-38	AFC Championship	6:30pm CBS Nantz/Simms	21	34	232	1	1	79.5	27	47	349	1	1	79.1
2007	Sun	Nov 4	NE	IND	W 24-20		4:15pm CBS Nantz/Simms	21	32	255	3	2	95.2	16	27	225	1	1	83.1
2009	Sun	Nov 15	NE	IND	L 34-35		8:30pm NBC Michaels/Collinsworth	29	42	375	3	1	110.7	28	44	327	4	2	97.4
2010	Sun	Nov 21	IND	NE	W 31-28		4:15pm CBS Nantz/Simms	19	25	186	2	0	123.1	38	52	396	4	3	96.3
2012	Sun	Oct 7	DEN	NE	W 31-21		4:25pm CBS Nantz/Simms	23	31	223	1	0	104.6	31	44	337	3	0	115.4
2013	Sun	Nov 24	DEN	NE	W 34-31 OT		8:30pm NBC Michaels/Collinsworth	34	50	344	3	0	107.4	19	36	150	2	1	70.4
	Sun	Jan 19	NE	DEN	L 16-26	AFC Championship	3pm CBS Nantz/Simms	24	38	277	1	0	93.9	32	43	400	2	0	118.4
2014	Sun	Nov 2	DEN	NE	W 43-21		4:25pm CBS Nantz/Simms	33	53	333	4	1	97.4	34	57	438	2	2	80.9
2015	Sun	Jan 24	NE	DEN	L 18-20	AFC Championship	3pm CBS Nantz/Simms	27	56	310	1	2	56.4	17	32	176	2	0	90.1

Bill Belichick press conference, September 24, 2001, six days before Brady's first career start, against the Indianapolis Colts:

*"I really don't think that I'm going to be standing here week after week talking about all the problems Tom Brady had. I have confidence in him, I think the team has confidence in him, I think he'll prepare himself and go out there and perform at a good level. I'm sure that, like every other young player, there will be something in the game you'd like to be done differently. But he'll perform overall in the framework of the offense that we've designed for him and he'll make plays that he's capable of making. That's what my expectations are, and Tom will work hard to respond to that opportunity."*

Michael Smith, "Brady Very Eager to Snap into Place," *Boston Globe*, September 25, 2001

Announcers who called more than one Brady/Manning game: Chris Collinsworth, Greg Gumbel, John Madden, Al Michaels, Jim Nantz, Phil Simms



### Tom Brady Game-by-Game

	1	2	3	4	5	6	7	8	9	10	11	12	13	14	15	16	17*	WC	DV	CF	SB
2000									Bye			o									
2001	o	o	o	o	o	o	o	o	o	o	o	o	o	o	o	o	o	o	o	o	o
2002	o	o	o	o	o	o	Bye	o	o	o	o	o	o	o	o	o	o	o	o	o	o
2003	o	o	o	o	o	o	o	o	Bye	o	o	o	o	o	o	o	o	o	o	o	o
2004	o	o	Bye	o	o	o	o	o	o	o	o	o	o	o	o	o	o	o	o	o	o
2005	o	o	o	o	o	o	Bye	o	o	o	o	o	o	o	o	o	o	o	o	o	o
2006	o	o	o	o	o	Bye	o	o	o	o	o	o	o	o	o	o	o	o	o	o	o
2007	o	o	o	o	o	o	o	o	Bye	o	o	o	o	o	o	o	o	o	o	o	o
2008	o	o	o	Bye	o	o	o	o	o	o	o	o	o	o	o	o	o	o	o	o	o
2009	o	o	o	o	o	o	o	Bye	o	o	o	o	o	o	o	o	o	o	o	o	o
2010	o	o	o	o	Bye	o	o	o	o	o	o	o	o	o	o	o	o	o	o	o	o
2011	o	o	o	o	o	o	Bye	o	o	o	o	o	o	o	o	o	o	o	o	o	o
2012	o	o	o	o	o	o	o	o	Bye	o	o	o	o	o	o	o	o	o	o	o	o
2013	o	o	o	o	o	o	o	o	Bye	o	o	o	o	o	o	o	o	o	o	o	o
2014	o	o	o	o	o	o	o	o	Bye	o	o	o	o	o	o	o	o	o	o	o	o
2015	o	o	o	Bye	o	o	o	o	o	o	o	o	o	o	o	o	o	o	o	o	o
2016	o	o	o	Suspended	o	o	o	o	Bye	o	o	o	o	o	o	o	o	o	o	o	o
2017	o	o	o	o	o	o	o	o	Bye	o	o	o	o	o	o	o	o	o	o	o	o
2018	o	o	o	o	o	o	o	o	o	Bye	o	o	o	o	o	o	o	o	o	o	o
2019	o	o	o	o	o	o	o	o	o	Bye	o	o	o	o	o	o	o	o	o	o	o
2020	o	o	o	o	o	o	o	o	o	o	o	o	Bye	o	o	o	o	o	o	o	o
2021	o	o	o	o	o	o	o	o	Bye	o	o	o	o	o	o	o	o	o	o	o	o
2022	o	o	o	o	o	o	o	o	o	Bye	o	o	o	o	o	o	o	o	o	o	o

#### Legend & Notes

Light Gray = Brady started  
 No shading = Brady did not play  
 Dark Gray = Brady came off bench (0-2)

o = Road Win, o = Road Loss  
 ● = Home Win, ● = Home Loss  
 o = Neutral Win, o = Neutral Loss

Red outline highlights consecutive losses

Games held outside the US are counted as Home or Road games  
 10/25/2009: Week 7 at Tampa Bay (London)  
 10/28/2012: Week 8 at St. Louis (London)  
 10/19/2017: Week 11 at Oakland (Mexico City)  
 11/13/2022: Week 10 vs. Seattle (Munich)

2020: Super Bowl played at Raymond James Stadium (Tampa Bay)  
 2021: Regular season expanded to 17 games over 18 weeks\*

### Tom Brady Game-Winning Drives

List taken from <https://www.pro-football-reference.com/players/comeback.cgi?player=BradTo00> with additional details and notes added by Michael Hamel.

Season	Date	Team	Opp	START OF DRIVE			BRADY STATS			TEAM STATS					Scoring Play	END OF DRIVE			
				Score	Time	Pos	Cmp	Att	Yards	Plays	Yards	Time	PYds	RYds		PenYds	Score	Time	Final
2001	10/14/2001	NWE	SDG	26-26	13:54 (OT)	NWE 23	3	3	20	5	51	2:59	20	-6	37	Adam Vinatieri 44 yd FG	29-26	EOG	29-26
2001	12/2/2001	NWE @	NYJ	14-16	12:16	NWE 33	6	7	56	11	57	5:47	56	6	-5	Adam Vinatieri 28 yd FG	17-16	6:29	17-16
2001	12/16/2001	NWE @	BUF	9-9	12:33 (OT)	NWE 20	3	3	34	8	75	3:18	34	41	0	Adam Vinatieri 23 yd FG	12-9	EOG	12-9
2001	Div 1/19/2002	NWE	OAK	13-13	15:00 (OT)	NWE 34	8	8	45	15	61	8:29	45	16	0	Adam Vinatieri 23 yd FG	16-13	EOG	16-13
2001	SB 2/3/2002	NWE N	STL	17-17	1:30	NWE 17	5	8	53	9	53	1:30	53	0	0	Adam Vinatieri 48 yd FG	20-17	0:00	20-17
2002	9/22/2002	NWE	KAN	38-38	15:00 (OT)	NWE 30	4	5	46	9	53	4:40	46	7	0	Adam Vinatieri 35 yd FG	41-38	EOG	41-38
2002	11/10/2002	NWE @	CHI	25-30	1:50	NWE 40	4	7	53	8	56	1:29	53	3	0	Tom Brady 20 yd TD pass to David Patten (Brady to Brown 2pt)	33-30	0:21	33-30
2002	12/29/2002	NWE	MIA	24-24	15:00 (OT)	NWE 40	2	3	27	7	43	2:03	27	16	0	Adam Vinatieri 35 yd FG	27-24	EOG	27-24
<i>Notes: Olindo Mare kickoff went out of bounds. Patten attempted a pass to Brown that was incomplete.</i>																			
2003	10/5/2003	NWE	TEN	24-27	4:40	TEN 30	1	1	23	4	30	1:26	15	15	0	Mike Cloud 15 yd TD run (Vinatieri kick)	31-27	3:14	38-30
<i>Notes: Bethel Johnson 71 yd kickoff return. Ty Law INT return TD and Gary Anderson FG closed out the scoring.</i>																			
2003	10/19/2003	NWE @	MIA	13-13	5:57 (OT)	NWE 18	1	1	82	1	82	0:12	82	0	0	Tom Brady 82 yd TD pass to Troy Brown	19-13	EOG	19-13
2003	11/3/2003	NWE @	DEN	23-26	2:15	NWE 42	4	5	58	6	58	1:45	58	0	0	Tom Brady 18 yd TD pass to David Givens (Vinatieri kick)	30-26	0:30	30-26
<i>Notes: Patriots took an intentional safety to set up their final drive.</i>																			
2003	11/23/2003	NWE @	HOU	20-20	4:20 (OT)	NWE 14	5	6	58	9	76	3:39	58	8	10	Adam Vinatieri 28 yd FG	23-20	EOG	23-20
2003	11/30/2003	NWE @	IND	31-31	10:21	IND 31	3	4	31	4	31	1:45	31	0	0	Tom Brady 13 yd TD pass to Deion Branch (Vinatieri kick)	38-31	8:36	38-34
<i>Notes: Bethel Johnson 67 yd kickoff return. McGinest tackles Edgerrin James for loss on 4th-and-Goal from the 1 with 0:14 left.</i>																			
2003	Div 1/10/2004	NWE	TEN	14-14	6:40	TEN 40	1	4	4	8	13	2:34	4	9	0	Adam Vinatieri 46 yd FG	17-14	4:06	17-14
<i>Notes: Troy Brown 9 yd punt return of a 32 yd punt by Craig Hentrick set up the drive.</i>																			
2003	SB 2/1/2004	NWE N	CAR	29-29	1:08	NWE 40	4	5	47	6	37	1:04	47	0	-10	Adam Vinatieri 41 yd FG	32-29	0:04	32-29
<i>Notes: John Kasay kickoff out of bounds set up the drive.</i>																			
2004	10/3/2004	NWE @	BUF	17-17	2:14 (3Q)	NWE 20	4	6	39	12	80	5:57	39	37	4	Tom Brady 2 yd TD pass to Daniel Graham (Vinatieri kick)	24-17	11:17	31-17
<i>Notes: Richard Seymour returned a Drew Bledsoe fumble (forced by Tedy Bruschi) 68 yards for the final Patriots touchdown.</i>																			
2004	SB 2/6/2005	NWE N	PHI	14-14	3:35 (3Q)	NWE 34	4	4	37	9	66	4:51	37	34	-5	Corey Dillon 2 yd TD run (Vinatieri kick)	21-14	13:44	24-21
2005	9/25/2005	NWE @	PIT	20-20	1:21	NWE 38	3	3	37	5	37	1:20	37	0	0	Adam Vinatieri 43 yd FG	23-20	0:01	23-20
2005	10/9/2005	NWE @	ATL	28-28	3:52	NWE 36	2	2	17	8	53	3:35	17	16	20	Adam Vinatieri 29 yd FG	31-28	0:17	31-28
<i>Notes: Patriots blew a 28-13 lead.</i>																			
2005	10/30/2005	NWE	BUF	14-16	6:14	BUF 23	1	1	22	2	23	0:42	22	1	0	Corey Dillon 1 yd TD run (Vinatieri kick)	21-16	5:32	21-16
<i>Notes: Strip sack of Kelly Holcomb by Rosevelt Colvin set up the drive. Patriots trailed 16-7 until Dillion scored with 7:11 remaining.</i>																			
2005	11/13/2005	NWE @	MIA	15-16	2:59	NWE 24	2	2	76	2	76	0:43	76	0	0	Tom Brady 17 yd TD pass to Ben Watson (2pt pass)	23-16	2:16	23-16
2006	11/26/2006	NWE	CHI	10-10	14:53	NWE 27	4	4	56	11	73	6:31	56	17	0	Tom Brady 2 yd TD pass to Ben Watson (Gostkowski kick)	17-10	8:22	17-13
<i>Notes: Brady 14 yards on 2 carries on drive.</i>																			
2006	12/3/2006	NWE	DET	21-21	5:57	DET 32	4	5	23	7	32	3:24	23	9	0	Corey Dillon 4 yd TD run (Gostkowski kick)	28-21	2:33	28-21
<i>Notes: Strip sack of Jon Kitna by Rosevelt Colvin set up drive. Each team had turned the ball over on their previous possession.</i>																			
2006	Div 1/14/2007	NWE @	SDG	21-21	3:30	NWE 15	2	4	68	8	72	2:20	68	4	0	Stephen Gostkowski 31 yd FG	24-21	1:10	24-21
<i>Notes: Patriots trailed 21-13 when Troy Brown forced a fumble following interception by Marlon McCree with 6:25 left.</i>																			

Season	Date	Team	Opp	START OF DRIVE			BRADY STATS			TEAM STATS					Scoring Play	END OF DRIVE			
				Score	Time	Pos	Cmp	Att	Yards	Plays	Yards	Time	PYds	RYds		PenYds	Score	Time	Final
2007	11/4/2007	NWE	@ IND	17-20	3:58	NWE 49	3	3	51	3	51	0:43	51	0	0	Tom Brady 13 yd TD pass to Kevin Faulk (Gostkowski kick)	24-20	3:15	24-20
<i>Notes: Patriots trailed 20-10 with 9:50 left in the game.</i>																			
2007	11/25/2007	NWE	PHI	24-28	12:02	NWE 31	6	8	66	10	69	4:42	66	3	0	Laurence Maroney 4 yd TD run (Gostkowski kick)	31-28	7:20	31-28
2007	12/3/2007	NWE	@ BAL	20-24	3:30	NWE 27	4	10	49	13	73	2:46	49	19	5	Tom Brady 8 yd TD pass to Jabar Gaffney (Gostkowski kick)	27-24	0:44	27-24
2007	12/29/2007	NWE	@ NYG	23-28	11:29	NWE 35	1	3	65	3	65	0:23	65	0	0	Tom Brady 65 yd TD pass to Randy Moss (Maroney 2pt run)	31-28	11:06	38-35
<i>Notes: Brady's 50th TD and Moss's 23rd TD (both NFL records).</i>																			
2009	9/14/2009	NWE	BUF	19-24	1:56	BUF 31	3	3	31	3	31	1:06	31	0	0	Tom Brady 16 yd TD pass to Ben Watson (Brady to Moss 2pt failed)	25-24	0:50	25-24
<i>Notes: Brady's first start since ACL injury in 2008. Watson's second TD catch in 76 seconds; Bills fumbled kickoff after first TD.</i>																			
2010	10/17/2010	NWE	BAL	20-20	5:19 (OT)	NWE 38	4	4	41	7	45	3:23	41	4	0	Stephen Gostkowski 35 yd FG	23-20	EOG	23-20
2010	11/25/2010	NWE	@ DET	24-24	1:00 (3Q)	NWE 36	3	3	59	5	64	2:15	59	10	-5	Tom Brady 22 yd TD pass to Deion Branch (Graham kick)	31-24	13:45	45-24
<i>Notes: Patriots trailed 24-17 with 6:50 remaining in third quarter.</i>																			
2010	12/19/2010	NWE	GNB	24-27	9:38	NWE 37	3	3	38	6	63	2:24	38	25	0	Tom Brady 10 yd TD pass to Aaron Hernandez (Graham kick)	31-27	7:14	31-27
2011	10/16/2011	NWE	DAL	13-16	2:31	NWE 20	8	9	78	10	80	2:09	78	2	0	Tom Brady 8 yd TD pass to Aaron Hernandez (Gostkowski kick)	20-16	0:22	20-16
2011	12/24/2011	NWE	MIA	17-17	12:40	NWE 2	3	5	58	10	74	3:45	58	26	-10	Stephen Gostkowski 42 yd FG	20-17	8:55	27-24
<i>Notes: Patriots trailed 17-0 at halftime, then scored on 5 consecutive drives. This drive began after interception by Devin McCourty.</i>																			
2011	Conf 1/22/2012	NWE	BAL	16-20	0:50 (3Q)	NWE 37	4	5	45	11	63	4:21	45	13	5	Tom Brady 1 yd TD run (Gostkowski kick)	23-20	11:29	23-20
2012	9/30/2012	NWE	@ BUF	21-21	1:56 (3Q)	NWE 37	3	3	49	5	63	2:01	49	14	0	Tom Brady 28 yd TD pass to Rob Gronkowski (Gostkowski kick)	28-21	14:55	52-28
<i>Notes: Patriots trailed 21-7 with 11:08 remaining in third quarter, then scored on 7 consecutive drives (first 6 were TDs).</i>																			
2012	10/21/2012	NWE	NYJ	26-26	15:00 (OT)	NWE 16	5	8	41	12	54	3:58	41	7	6	Stephen Gostkowski 48 yd FG	29-26	11:02 (OT)	29-26
<i>Notes: OT rule adopted for 2012 required a TD to end game unless both teams possess the ball, so this FG did not end the game.</i>																			
2013	9/8/2013	NWE	@ BUF	20-21	4:31	NWE 34	7	7	36	12	49	4:26	36	18	-5	Stephen Gostkowski 35 yd FG	23-21	0:05	23-21
2013	10/13/2013	NWE	NOR	23-27	1:13	NWE 30	5	7	70	8	70	1:08	70	0	0	Tom Brady 17 yd TD pass to Kenbrell Thompkins (Gostkowski kick)	30-27	0:05	30-27
<i>Notes: Saints went 3-and-out after Brady threw INT with 2:24 left. Later the same day, David Ortiz hits 8th inning grand slam for Red Sox vs. Tigers.</i>																			
2013	11/24/2013	NWE	DEN	31-31	3:01	DEN 13	0	0	0	3	0	1:05	0	0	0	Stephen Gostkowski 31 yd FG	34-31	EOG	34-31
<i>Notes: Patriots down 24-0 at half. Nate Enber recovered muffed punt, Brady ran twice to drain clock before kicking FG on 3rd down.</i>																			
2013	12/1/2013	NWE	@ HOU	31-31	6:44	NWE 33	3	4	32	7	32	3:32	32	0	0	Stephen Gostkowski 53 yd FG	34-31	3:12	34-31
2013	12/8/2013	NWE	CLE	21-26	1:01	CLE 40	2	2	11	2	40	0:30	11	0	29	Tom Brady 1 yd TD pass to Danny Amendola (Shane Vereen 2pt failed)	27-26	0:31	27-26
<i>Notes: Successful onside kick by Gostkowski. Patriots trailed 26-14 with 2:39 remaining. Scored all 27 points on final five drives.</i>																			
2014	12/7/2014	NWE	@ SDG	13-14	0:38 (3Q)	NWE 25	6	7	49	10	55	5:04	49	1	5	Stephen Gostkowski 38 yd FG	16-14	10:34	23-14
<i>Notes: Patriots trailed 14-3 in the second quarter.</i>																			
2014	12/21/2014	NWE	@ NYJ	10-13	1:08 (3Q)	NYJ 38	2	4	24	8	38	2:17	24	14	0	Jonas Gray 1 yd TD run (Gostkowski kick)	17-13	13:51	17-16
<i>Notes: Jamie Collins intercepted Geno Smith to set up the drive.</i>																			
2014	Div 1/10/2015	NWE	BAL	28-31	10:17	NWE 26	8	9	72	10	74	5:04	72	2	0	Tom Brady 23 yd TD pass to Brandon LaFell (Gostkowski kick)	28-31	5:13	35-31
2014	SB 2/1/2015	NWE	N SEA	21-24	6:52	NWE 36	8	8	65	10	64	4:50	65	9	-10	Tom Brady 3 yd TD pass to Julian Edelman (Gostkowski kick)	28-24	2:02	28-24
2015	10/25/2015	NWE	NYJ	16-20	12:50	NWE 20	7	8	85	10	80	5:34	85	-5	0	Tom Brady 8 yd TD pass to Danny Amendola (Gostkowski kick)	23-20	7:16	30-23
2015	11/15/2015	NWE	@ NYG	24-26	1:47	NWE 20	5	10	44	12	44	1:46	44	0	0	Stephen Gostkowski 54 yd FG	27-26	0:01	27-26

Season	Date	Team	Opp	START OF DRIVE			BRADY STATS			TEAM STATS					Scoring Play	END OF DRIVE				
				Score	Time	Pos	Cmp	Att	Yards	Plays	Yards	Time	PYds	RYds		PenYds	Score	Time	Final	
2016	11/27/2016	NWE	@ NYJ	16-17	5:04	NWE 17	6	9	83	9	83	3:08	83	0	0	Tom Brady 8 yd TD pass to Malcolm Mitchell (Brady to White 2pt failed)	22-17	1:56	22-17	
2016	SB	2/5/2017	NWE N	ATL	28-28	15:00 (OT)	NWE 25	5	6	50	8	75	3:58	50	12	13	James White 2 yd TD run	34-28	EOG	34-28
<i>Notes: Patriots trailed 28-3 in the third quarter then scored on last 5 possessions (not including kneel down with 3 seconds left).</i>																				
2017	9/24/2017	NWE	HOU	28-33	2:24	NWE 25	5	7	85	8	75	2:01	85	0	-10	Tom Brady 25 yd TD pass to Brandin Cooks (Brady to Cooks 2pt)	36-33	0:23	36-33	
2017	12/17/2017	NWE	@ PIT	19-24	2:06	NWE 23	3	4	69	5	77	1:10	69	8	0	Dion Lewis 8 yd TD run (Brady to Gronkowski 2 pt)	27-24	0:56	27-24	
2017	Conf	1/21/2018	NWE	JAX	17-20	4:58	JAX 30	3	3	27	5	30	2:10	27	3	0	Tom Brady 4 yd TD pass to Danny Amendola (Gostkowski kick)	17-20	2:48	24-20
2018	10/14/2018	NWE	KAN	40-40	3:03	NWE 25	2	2	55	7	65	3:03	55	10	0	Stephen Gostkowski 28 yd FG	43-40	0:00	43-40	
<i>Notes: Chiefs tied the game 40-40 on a one-play, 75-yard drive featuring a Patrick Mahomes-to-Tyreek Hill TD pass.</i>																				
2018	11/4/2018	NWE	GNB	17-17	14:52	NWE 24	4	4	34	10	76	4:46	71	5	0	James White 1 yd TD run (Gostkowski kick)	24-17	10:06	31-17	
<i>Notes: Julian Edelman threw short pass to James White that White carried for 37 yards to the Packers 2-yard line.</i>																				
2018	Conf	1/20/2019	NWE	@ KAN	31-31	15:00 (OT)	NWE 25	4	9	60	13	75	4:52	60	15	0	Rex Burkhead 2 yd TD run	37-31	EOG	37-31
<i>Notes: Brady 3-for-3 on 3rd-and-10 during this drive.</i>																				
2018	SB	2/3/2019	NWE	N LAR	3-3	9:49	NWE 31	4	4	67	5	69	2:49	67	2	0	Sony Michel 2 yd TD run (Gostkowski kick)	10-3	7:00	13-3
2019	12/21/2019	NWE	BUF	16-17	9:01	NWE 41	1	1	30	7	59	3:55	30	28	1	Rex Burkhead 1 yd TD run (Brady to Edelman 2pt)	24-17	5:06	24-17	
2020	10/4/2020	TAM	LAC	28-31	15:00	TAM 25	5	6	87	7	75	3:55	87	3	-15	Tom Brady 9 yd TD pass to Ke'Shawn Vaughn (Succop kick)	35-31	11:05	38-31	
2020	11/2/2020	TAM	@ NYG	15-17	12:06	TAM 34	4	4	61	6	66	3:04	61	6	-1	Tom Brady 8 yd TD pass to Mike Evans (Succop kick)	22-17	9:02	25-23	
2020	12/20/2020	TAM	@ ATL	24-27	8:22	TAM 22	3	3	77	4	78	2:03	77	1	0	Tom Brady 46 yd TD pass to Antonio Brown (Succop kick)	31-27	6:19	31-27	
<i>Notes: Bucs trailed 24-7 with 7:34 left in the third quarter.</i>																				
2020	Div	1/17/2021	TAM	@ NOR	20-20	0:44 (3Q)	TAM 21	2	4	44	11	55	5:52	44	21	-10	Ryan Succop 36 yd FG	23-20	9:52	30-20
2021	9/9/2021	TAM	DAL	28-29	1:24	TAM 25	5	10	62	11	57	1:22	62	0	-5	Ryan Succop 36 yd FG	31-29	0:02	31-29	
2021	10/3/2021	TAM	@ NWE	16-17	4:34	TAM 25	2	4	19	7	45	2:37	19	5	21	Ryan Succop 48 yd FG	19-17	1:57	19-17	
2021	11/28/2021	TAM	@ IND	31-31	3:29	TAM 25	4	4	30	8	75	3:09	30	50	-5	Leonard Fournette 28 yd TD run (Succop kick)	31-31	0:20	38-31	
2021	12/12/2021	TAM	BUF	27-27	8:48 (OT)	TAM 6	4	4	71	6	94	3:17	71	4	19	Tom Brady 58 yd TD pass to Breshad Perriman	33-27	EOG	33-27	
2021	1/2/2022	TAM	@ NYJ	20-24	2:12	TAM 7	7	9	93	9	93	1:57	93	0	0	Tom Brady 33 yd TD pass to Cyril Grayson (Bell 2pt run)	28-24	0:15	28-24	
<i>Notes: Bucs trailed 24-10 with 6:56 left in the third quarter.</i>																				
2022	9/18/2022	TAM	@ NOR	3-3	11:48	TAM 20	3	5	48	9	80	4:07	48	12	20	Tom Brady 28 yd TD pass to Breshad Perriman (Succop kick)	10-3	7:41	20-10	
2022	11/6/2022	TAM	LAR	9-13	0:44	TAM 40	5	5	54	6	60	0:35	54	0	6	Tom Brady 1 yd TD pass to Cade Otton (Succop kick)	16-13	0:09	16-13	
2022	12/5/2022	TAM	NOR	10-16	2:29	TAM 37	8	10	63	11	63	2:26	63	10	-10	Tom Brady 6 yd TD pass to Rachaad White (Succop kick)	17-16	0:03	17-16	
<i>Notes: Bucs trailed 16-3 with 8:03 left in the fourth quarter.</i>																				
2022	12/25/2022	TAM	@ ARI	16-16	7:43	TAM 12	6	6	69	9	66	4:02	69	2	-5	Ryan Succop 40 yd FG	19-16	EOG	19-16	
<i>Notes: Bucs trailed 16-6 with 10:47 left in the fourth quarter.</i>																				
2022	1/1/2023	TAM	CAR	16-21	9:53	TAM 8	7	7	91	8	92	3:06	91	1	0	Tom Brady 30 yd TD pass to Mike Evans (Brady to Godwin 2pt)	24-21	6:47	30-24	

285 364 3600

72 drives

78% completion percentage

### Tom Brady: The "Perfect Season"

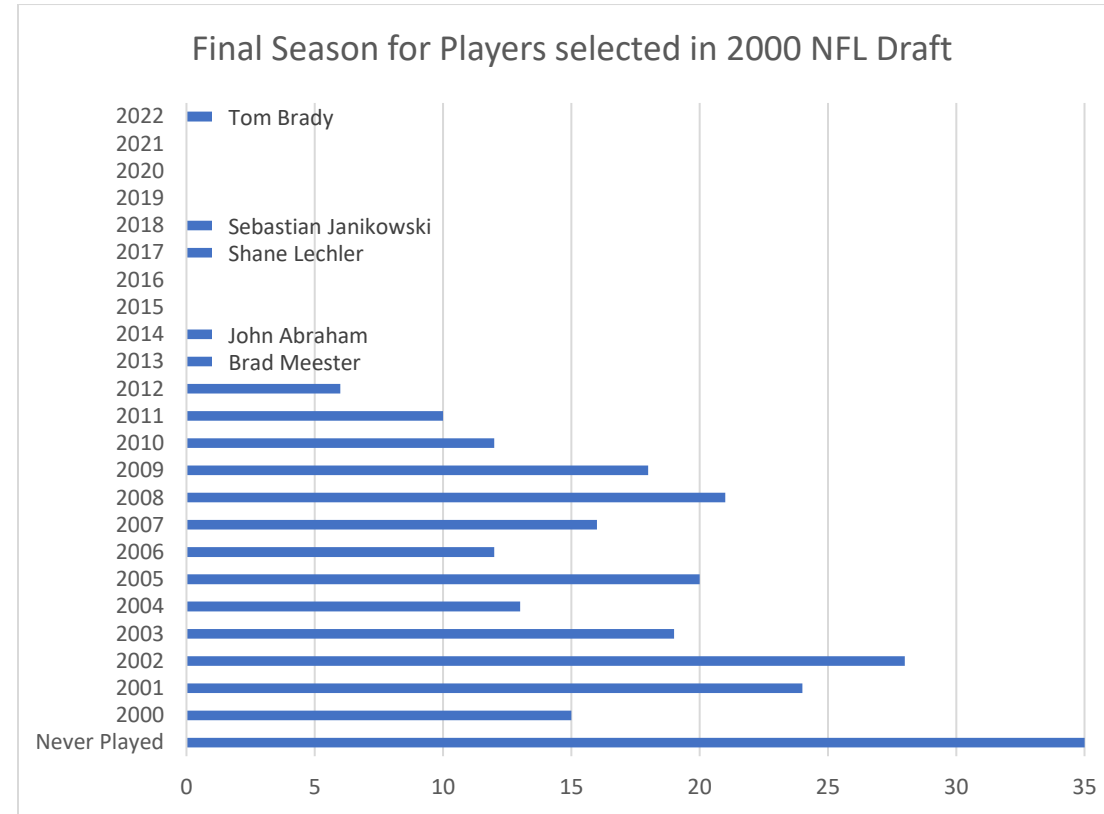
A look at his greatest performances during each week of the NFL season

REGULAR SEASON	Week	Age	Tm	Opp	Result	Cmp	Att	Cmp%	Yards	TD	Int	Rating	
2004	9/9/2004	1	27	NWE	IND	W 27-24	26	38	68.42	335	3	1	111.2
2017	9/17/2017	2	40	NWE	@ NOR	W 36-20	30	39	76.92	447	3	0	139.6
2007	9/23/2007	3	30	NWE	BUF	W 38-7	23	29	79.31	311	4	0	150.9
2020	10/4/2020	4	43	TAM	LAC	W 38-31	30	46	65.22	369	5	1	117.0
2021	10/10/2021	5	44	TAM	MIA	W 45-17	30	41	73.17	411	5	0	144.4
2007	10/14/2007	6	30	NWE	@ DAL	W 48-27	31	46	67.39	388	5	0	129.6
2017	10/22/2017	7	40	NWE	ATL	W 23-7	21	29	72.41	249	2	0	121.2
2007	10/28/2007	8	30	NWE	WAS	W 52-7	29	38	76.32	306	3	0	125.5
2013	11/3/2013	9	36	NWE	PIT	W 55-31	23	33	69.70	432	4	0	151.8
2010	11/14/2010	10	33	NWE	@ PIT	W 39-26	30	43	69.77	350	3	0	117.4
2012	11/18/2012	11	35	NWE	IND	W 59-24	24	35	68.57	331	3	0	127.2
2011	11/27/2011	12	34	NWE	@ PHI	W 38-20	24	34	70.59	361	3	0	134.6
2010	12/6/2010	13	33	NWE	NYJ	W 45-3	21	29	72.41	326	4	0	148.9
2021	12/12/2021	14	44	TAM	BUF	W 33-27	31	46	67.39	363	2	0	105.6
2005	12/17/2005	15	28	NWE	TAM	W 28-0	20	31	64.52	258	3	0	122.8
2009	12/27/2009	16	32	NWE	JAX	W 35-7	23	26	88.46	267	4	0	149.0
2007	12/29/2007	17	30	NWE	@ NYG	W 38-35	32	42	76.19	356	2	0	116.8
2021	1/9/2022	18	44	TAM	CAR	W 41-17	29	37	78.38	326	3	0	130.4
						477	662	72.05	6186	61	2		
PLAYOFFS	Week	Age	Tm	Opp	Result	Cmp	Att	Cmp%	Yards	TD	Int	Rating	
2020	1/9/2021	WC	43	TAM	@ WAS	W 31-23	22	40	55.00	381	2	0	104.3
2011	1/14/2012	DIV	34	NWE	DEN	W 45-10	26	34	76.47	363	6	1	137.6
2016	1/22/2017	CONF	39	NWE	PIT	W 36-17	32	42	76.19	384	3	0	127.5
2016	2/5/2017	SB	39	NWE	N ATL	W 34-28	43	62	69.35	466	2	1	95.2

Games were chosen based on factors including:

QB Rating (ProFootballReference), Strength of opponent, Yards, TD/INT ratio.

### The 2000 NFL Draft Class



Most players selected in the 2000 NFL Draft played their final game in the NFL a full decade (or more) before Tom Brady retired. 35 never played in the NFL at all.

**Tom Brady's Leading Receivers**  
*Only includes passes thrown by Brady*

Regular Season					Playoffs				
	Targets	Receptions	Yards	TD's		Targets	Receptions	Yards	TD's
2000	Rutledge 1	<i>Three with 1</i>	Rutledge 6	<i>None</i>	2000				
2001	Brown 130	Brown 91	Brown 972	Patten 4	2001	Patten 23	Brown 20	Brown 222	Patten 1
2002	Brown 139	Brown 97	Brown 890	Fauria 7	2002				
2003	Branch 102	Branch 57	Branch 803	Givens 6	2003	Givens 29	Givens/Brown 17	Branch 176	Givens 2
2004	Givens 106	Givens 56	Givens 874	Patten/Graham 7	2004	Givens 24	Branch 16	Branch 264	Givens 3
2005	Branch 125	Branch 78	Branch 998	Branch 5	2005	Branch 18	Branch 10	Branch 189	Givens 2
2006	Caldwell 99	Caldwell 60	Caldwell 754	Caldwell 4	2006	Gaffney 30	Gaffney 21	Gaffney 244	Gaffney 2
2007	Moss 159	Welker 112	Moss 1493	Moss 23	2007	Welker 33	Welker 27	Welker 213	Welker/Watson 2
2008	Welker 5	Moss/Welker 3	Moss 50	<i>None</i>	2008				
2009	Welker 161	Welker 122	Welker 1334	Moss 13	2009	Edelman/Faulk 8	Edelman/Faulk 6	Moss 48	Edelman 2
2010	Welker 123	Welker 86	Welker 848	Gronkowski 10	2010	Branch 10	Welker 7	Gronkowski 65	Branch/Crumpler 1
2011	Welker 173	Welker 122	Welker 1569	Gronkowski 17	2011	Hernandez 31	Hernandez/Welker 19	Gronkowski 258	Gronkowski 3
2012	Welker 175	Welker 118	Welker 1354	Gronkowski 11	2012	Welker 25	Welker 16	Welker 248	Vareen 2
2013	Edelman 151	Edelman 105	Edelman 1056	Edelman 6	2013	Edelman 24	Edelman 16	Edelman 173	Edelman 1
2014	Edelman 133	Edelman 91	Gronkowski 1111	Gronkowski 11	2014	Edelman 37	Edelman 26	Edelman 281	Gronkowski 3
2015	Gronkowski 120	Gronkowski 72	Gronkowski 1176	Gronkowski 11	2015	Edelman 29	Edelman 17	Gronkowski 227	Gronkowski 3
2016	Edelman 131	Edelman 79	Edelman 910	Bennett 6	2016	Edelman 36	Edelman 21	Edelman 342	Hogan/White 2
2017	Cooks 112	Gronkowski 69	Gronkowski 1084	Gronkowski 8	2017	Amendola 33	Amendola 26	Amendola 348	Gronkowski 3
2018	White 122	White 86	Edelman 850	White 7	2018	Edelman 35	Edelman 26	Edelman 388	Dorsett 2
2019	Edelman 153	Edelman 100	Edelman 1117	Edelman 7	2019	Harry 7	White 5	White 62	<i>None</i>
2020	Evans 102	Evans 66	Evans 945	Evans 12	2020	Godwin 32	Fournette 18	Godwin 232	<i>Three with 2</i>
2021	Godwin 125	Godwin 97	Godwin 1088	Evans 14	2021	Evans 26	Evans 17	Evans 236	Evans 2
2022	Godwin 142	Godwin 104	Evans 1124	Evans 6	2022	Godwin 13	Godwin 10	Godwin 85	Brate/Jones 1

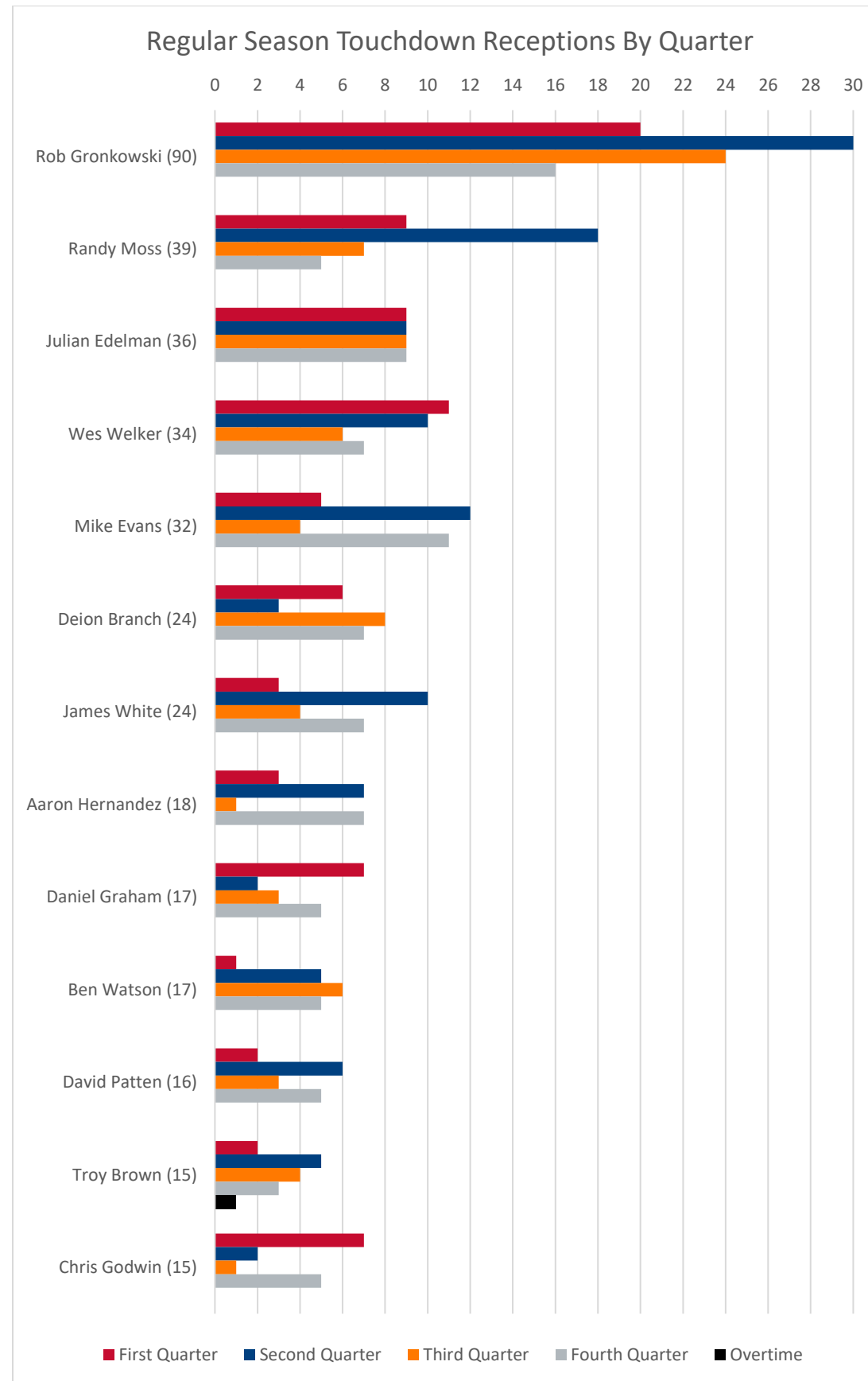
### Tom Brady's Primary Receivers: Yards

Receivers with >= 750 yards in a single regular season while playing with Brady  
 (shaded cells indicate the player was a teammate of Brady but had fewer than 750 yards)

	2000	2001	2002	2003	2004	2005	2006	2007	2008	2009	2010	2011	2012	2013	2014	2015	2016	2017	2018	2019	2020	2021	2022
Troy Brown		972	890																				
David Patten			824		783																		
Deion Branch			803			998																	
David Givens					874																		
Reche Caldwell							754																
Randy Moss								1493		1257													
Wes Welker								1175		1334	848	1569	1354										
Julian Edelman																1056	967		910		850		1117
Rob Gronkowski												1305	790		1111	1176		1084					802
Aaron Hernandez												910											
Brandon Lloyd													911										
Brandon LaFell															873								
Brandin Cooks																			1055				
Mike Evans																					945	1035	1124
Chris Godwin																					840	1088	1023



### Tom Brady's Primary Receivers: Touchdowns



## References

Game log data from: <https://www.pro-football-reference.com/players/B/BradTo00/gamelog/> was used for the Game-by-Game and Day-by-Day charts.

For more on Game-Winning Drives, see the following three blog posts by Scott Kacsmar:

<https://www.pro-football-reference.com/blog/indexcf6a.html?p=3392>

<https://www.pro-football-reference.com/blog/index0999.html?p=3401>

<https://www.pro-football-reference.com/blog/index5b1d.html?p=5521>

©2023 Michael Hamel

MichaelHamel.net

This work is licensed under a Creative Commons Attribution-NonCommercial-ShareAlike 4.0 International (CC BY-NC-SA 4.0) license: <http://creativecommons.org/licenses/by-nc-sa/4.0/>