

Celtics Attendance in Boston, 1946-1976

© 2020 Michael Hamel
MichaelHamel.net

This work is licensed under a Creative Commons Attribution-NonCommercial-ShareAlike 4.0 International (CC BY-NC-SA 4.0) license:
<http://creativecommons.org/licenses/by-nc-sa/4.0/>

Contents

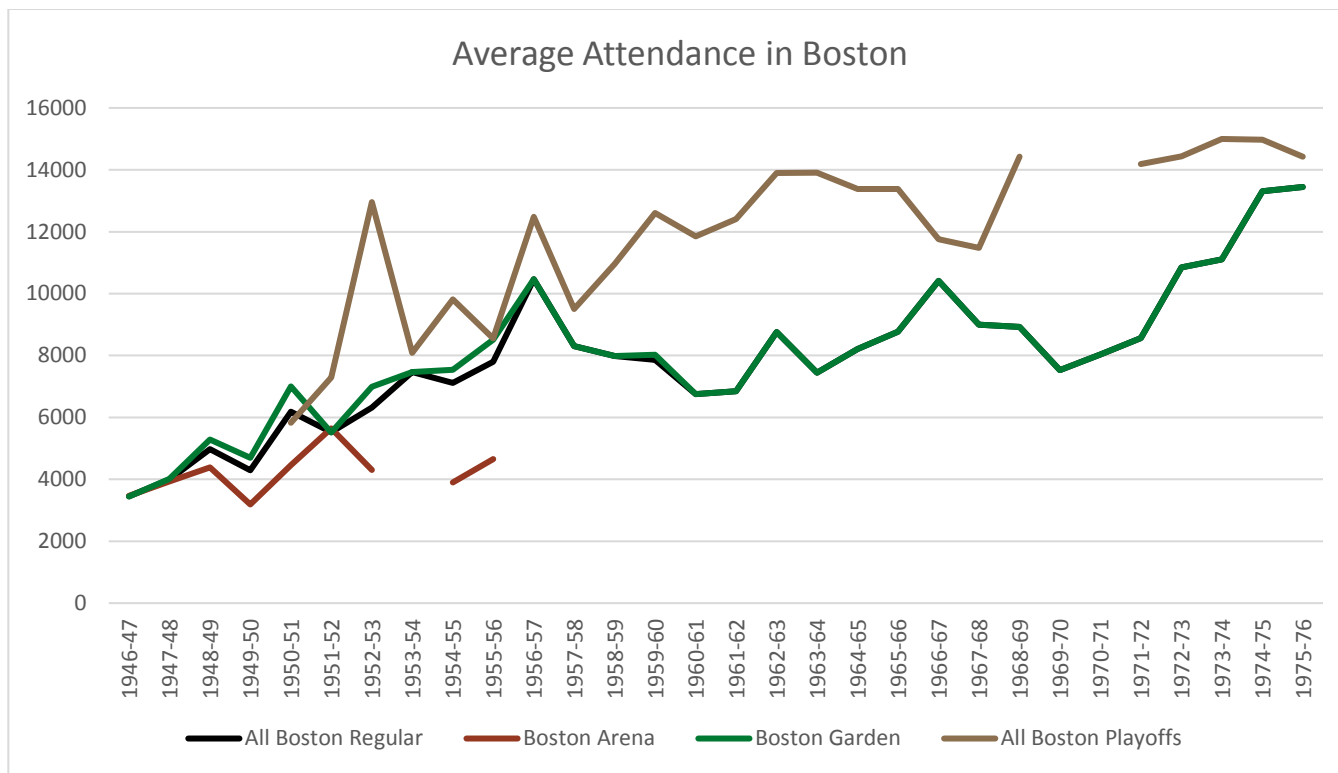
Introduction	2
Attendance by Venue	3
Boston Celtics Unofficial Regular Season Attendance, 1946-1976.....	4
Boston Celtics Unofficial Playoffs Attendance, 1946-1976.....	5
Boston Celtics Games Played at Boston Arena	6
Boston Celtics-Harlem Globetrotters Doubleheaders, 1946-1976.....	9
Boston Celtics-Harlem/Fabulous Magicians Doubleheaders.....	12
Boston Celtics Regular Season Attendance by Opponent	14
Boston Celtics Regular Season Attendance by Month.....	17
Boston Celtics Regular Season Attendance by Day of Week	18

Introduction

Researching attendance figures for individual basketball games can be frustrating. Newspaper accounts vary; it is easy to transpose digits such that a figure of 8462 in one article might be listed as 8642 in another, and I found that this happened quite often in the newspapers that covered the Boston Celtics. I attempted to use all of the major Boston papers (*Globe*, *Herald*, *Record*, *American* and the various combinations that ensued as the latter three papers eventually combined into one) along with the *New York Times*. The *Sporting News* began publishing NBA box scores for the 1966-67 season and are available via the Basketball-Reference website. Where possible, I chose whichever figure appeared most often. Discrepancies that I know about are documented in the .csv file available on the MichaelHamel.net site. The bottom line is that my figures do not match the season attendance totals published in recent Boston Celtics Media Guides. Interestingly, many of the totals in those Media Guides do not match those published in the Boston Celtics yearbooks from the 1960's, which raises questions about which version is correct. Celtics "home" games played at other sites, such as Providence or Hartford, are not included in my "Boston" totals.

I decided to post my data online anyway, because I am trying to tell the story of how Celtics attendance changed over time, and a difference of a few hundred fans for a particular game does not fundamentally change that story. This collection also includes a table of all games played at the Boston Arena, since I was unable to find those details anywhere else. I end this collection in 1976 because the 1975-76 season represented the peak for Celtics attendance up to that point. Attendance then dipped until Larry Bird arrived in 1979-80 and the Celtics began a sellout streak that lasted throughout the rest of his career. But in the Celtics' early days, sellouts were extremely rare.

Attendance by Venue



Unlike the Boston Bruins, the Celtics frequently played at the Boston Arena during their early years. That practice came to an end by the late 1950's as the Celtics average attendance began to exceed the Arena's capacity.

Note: The maximum capacity of the Boston Garden for basketball was 13909 until March 1968 when it was increased to 14780. The Garden's capacity expanded again to 15320 in the fall of 1972.

Boston Celtics Unofficial Regular Season Attendance, 1946-1976

Season	All Boston Games			Boston Arena			Boston Garden		
	Games	Total	Average	Games	Total	Average	Games	Total	Average
1946-47	30	103537	3451	7	24296	3470	23	79241	3445
1947-48	24	95941	3997	4	15739	3934	20	80202	4010
1948-49	29	144399	4979	10	43885	4388	19	100514	5290
1949-50	26	111617	4292	7	22329	3189	19	89288	4699
1950-51	31	191693	6183	10	44635	4463	21	147058	7002
1951-52	29	160164	5522	3	16940	5646	26	143224	5508
1952-53	24	151684	6320	6	25833	4305	18	125851	6991
1953-54	21	156854	7469				21	156854	7469
1954-55	26	185071	7118	3	11693	3897	23	173378	7538
1955-56	27	210616	7800	5	23267	4653	22	187349	8515
1956-57	25	261589	10463				25	261589	10463
1957-58	29	240940	8308				29	240940	8308
1958-59	30	239410	7980				30	239410	7980
1959-60	27	212113	7856	1	3341	3341	26	208772	8029
1960-61	28	189120	6754				28	189120	6754
1961-62	28	191855	6851				28	191855	6851
1962-63	30	262621	8754				30	262621	8754
1963-64	30	223345	7444				30	223345	7444
1964-65	30	246259	8208				30	246259	8208
1965-66	31	271782	8767				31	271782	8767
1966-67	31	322821	10413				31	322821	10413
1967-68	37	333048	9001				37	333048	9001
1968-69	36	321133	8920				36	321133	8920
1969-70	37	278582	7529				37	278582	7529
1970-71	39	313395	8035				39	313395	8035
1971-72	41	350904	8558				41	350904	8558

1972-73	39	423234	10852				39	423234	10852
1973-74	32	355261	11101				32	355261	11101
1974-75	34	452391	13305				34	452391	13305
1975-76	36	484039	13445				36	484039	13445

Boston Celtics Unofficial Playoffs Attendance, 1946-1976

Season	All Boston Games			Boston Arena			Boston Garden		
	Games	Total	Average	Games	Total	Average	Games	Total	Average
1946-47									
1947-48	3	8993	2997	3	8993	2997			
1948-49									
1949-50									
1950-51	1	5828	5828				1	5828	5828
1951-52	2	14585	7292				2	14585	7292
1952-53	3	38876	12958				3	38876	12958
1953-54	3	24260	8086				3	24260	8086
1954-55	3	29441	9813	1	7200	7200	2	22241	11120
1955-56	2	17115	8557				2	17115	8557
1956-57	6	74904	12484				6	74904	12484
1957-58	6	57050	9508				6	57050	9508
1958-59	6	65788	10964				6	65788	10964
1959-60	7	88227	12603				7	88227	12603
1960-61	6	71123	11853				6	71123	11853
1961-62	8	99237	12404				8	99237	12404
1962-63	7	97252	13893				7	97252	13893
1963-64	6	83454	13909				6	83454	13909
1964-65	7	93634	13376				7	93634	13376
1965-66	9	120404	13378				9	120404	13378
1966-67	4	47018	11754				4	47018	11754

1967-68	9	103282	11475				9	103282	11475
1968-69	8	115433	14429				8	115433	14429
1969-70									
1970-71									
1971-72	6	85146	14191				6	85146	14191
1972-73	7	101032	14433				7	101032	14433
1973-74	9	134977	14997				9	134977	14997
1974-75	6	89854	14975				6	89854	14975
1975-76	9	129832	14425				9	129832	14425

Boston Celtics Games Played at Boston Arena

Date	Opponent	Type	Att.	Television	GameTime
Tue Nov 5 1946	Chicago Stags	Regular	4329		8:30pm
Fri Dec 27 1946	Philadelphia Warriors	Regular	2645		8:45pm
Mon Dec 30 1946	Washington Capitols	Regular	2628		8:45pm
Mon Jan 6 1947	Cleveland Rebels	Regular	3000		9:30pm
Fri Jan 10 1947	New York Knicks	Regular	3250		9:30pm
Sun Feb 23 1947	Providence Steam Rollers	Regular	4035		9:15pm
Fri Feb 28 1947	Cleveland Rebels	Regular	4409		9:15pm
Tue Dec 30 1947	Philadelphia Warriors	Regular	5167		9pm
Sun Jan 11 1948	Washington Capitols	Regular	4294		9pm
Sun Feb 22 1948	Chicago Stags	Regular	3980		9pm
Sun Feb 29 1948	Baltimore Bullets	Regular	2298		9pm
Sun Mar 28 1948	Chicago Stags	PLAYOFFS	2842		9pm
Wed Mar 31 1948	Chicago Stags	PLAYOFFS	2477		9pm
Fri Apr 2 1948	Chicago Stags	PLAYOFFS	3674		9pm
Sun Nov 7 1948	Philadelphia Warriors	Regular	4028		8:45pm
Sun Dec 19 1948	New York Knicks	Regular	5894		9pm
Tue Dec 28 1948	Chicago Stags	Regular	5327		8:45pm

Fri Dec 31 1948	Providence Steam Rollers	Regular	2140		8:45pm
Tue Jan 4 1949	Baltimore Bullets	Regular	3325		8:45pm
Fri Jan 7 1949	New York Knicks	Regular	4862		8:45pm
Fri Feb 18 1949	Minneapolis Lakers	Regular	7045		7:30pm
Fri Feb 25 1949	St. Louis Bombers	Regular	4428		8:30pm
Fri Mar 11 1949	Philadelphia Warriors	Regular	4871		8:30pm
Fri Mar 18 1949	New York Knicks	Regular	1965		8:30pm
Tue Dec 27 1949	New York Knicks	Regular	5012		8:30pm
Fri Dec 30 1949	Fort Wayne Pistons	Regular	6129		8:30pm
Fri Jan 6 1950	Baltimore Bullets	Regular	3792		8:30pm
Fri Feb 17 1950	Rochester Royals	Regular	2386		8:30pm
Fri Feb 24 1950	Washington Capitols	Regular	2152		8:30pm
Fri Mar 10 1950	Washington Capitols	Regular	1827		8:30pm
Fri Mar 17 1950	New York Knicks	Regular	1031		8:30pm
Sun Nov 12 1950	Indianapolis Olympians	Regular	5137		Afternoon
Sun Nov 19 1950	Washington Capitols	Regular	5272		3pm
Sun Dec 31 1950	New York Knicks	Regular	5456		3pm
Sun Jan 7 1951	Washington Capitols	Regular	2931		3pm
Sun Jan 14 1951	Philadelphia Warriors	Regular	6665		3pm
Fri Feb 16 1951	Philadelphia Warriors	Regular	2515		8:30pm
Sun Feb 18 1951	Indianapolis Olympians	Regular	5563		3pm
Wed Feb 21 1951	New York Knicks	Regular	4529		8:30pm
Sun Feb 25 1951	Philadelphia Warriors	Regular	4214		3pm
Fri Mar 16 1951	Fort Wayne Pistons	Regular	2353		8:30pm
Sun Nov 4 1951	Indianapolis Olympians	Regular	3012		3pm
Sun Dec 30 1951	New York Knicks	Regular	7045		3pm
Sun Jan 6 1952	Rochester Royals	Regular	6883		3pm
Wed Dec 31 1952	Syracuse Nationals	Regular	2965		8:30pm
Sun Jan 4 1953	New York Knicks	Regular	3567	WNAC Channel 7	2:30pm
Sun Jan 11 1953	Baltimore Bullets	Regular	2805	WNAC Channel 7	2:30pm
Sun Feb 22 1953	New York Knicks	Regular	6638	WNAC Channel 7	2:30pm

Wed Feb 25 1953	Philadelphia Warriors	Regular	6252		9pm
Sun Mar 15 1953	Philadelphia Warriors	Regular	3606		8:30pm
Sun Jan 9 1955	Rochester Royals	Regular	2528	WNAC Channel 7	2:30pm
Sun Jan 30 1955	Milwaukee Hawks	Regular	4172	WNAC Channel 7	2:30pm
Sun Feb 20 1955	Philadelphia Warriors	Regular	4993	WNAC Channel 7	2:30pm
Sun Mar 27 1955	Syracuse Nationals	PLAYOFFS	7200		2:30pm
Sun Jan 1 1956	Philadelphia Warriors	Regular	5798		2:30pm
Sun Jan 8 1956	Rochester Royals	Regular	5027		2:30pm
Sun Jan 29 1956	Rochester Royals	Regular	3668	WBZ Channel 4	2:30pm
Sun Feb 19 1956	Philadelphia Warriors	Regular	4339	WBZ Channel 4	2:30pm
Sun Feb 26 1956	Rochester Royals	Regular	4435	WBZ Channel 4	2:30pm
Sat Oct 17 1959	Cincinnati Royals	Regular	3341	NBC national TV but blacked out in Boston	5pm

Boston Celtics-Harlem Globetrotters Doubleheaders, 1946-1976

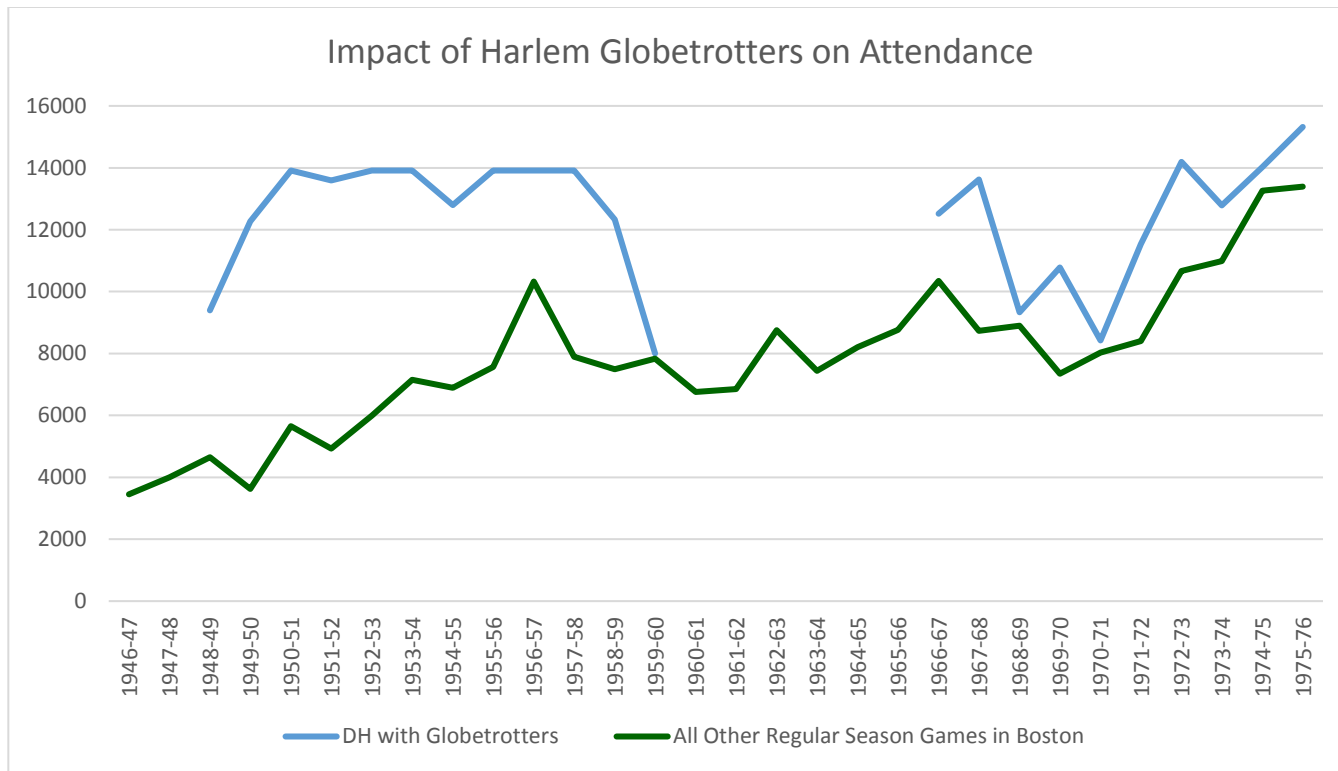
All of these were held at the Garden except for Dec 19 1948. All took place during the regular season. Note: I did not search for Celtics-Globetrotters doubleheaders after the 1975-76 season.

Date	Opponent	Att.	GameTime	Details
Sun Dec 19 1948	New York Knicks	5894	9pm	7:15pm Harlem Globetrotters 56 New York Collegians 40
Fri Mar 4 1949	Fort Wayne Pistons	12892	9pm	7:30pm Harlem Globetrotters 68 Philadelphia Spahs 51
Thu Dec 15 1949	St. Louis Bombers	10624	8:30pm	7pm Harlem Globetrotters 62 Philadelphia Spahs 50
Thu Mar 2 1950	New York Knicks	13909	9:30pm	7:30pm Harlem Globetrotters 68 New York Celtics 50
Tue Dec 12 1950	Fort Wayne Pistons	13909	8:45pm	7:15pm Harlem Globetrotters 64 Clark Twins of Indiana 45
Thu Mar 1 1951	New York Knicks	13909	8:45pm	7:15pm Harlem Globetrotters 75 Boston Naval Base + Salem Falcons 48
Sun Nov 11 1951	Minneapolis Lakers	13909	3pm	1:30pm Harlem Globetrotters 76 Philadelphia Spahs 56
Wed Feb 27 1952	Syracuse Nationals	13279	8:30pm	7pm Harlem Globetrotters 69 Reynolds Club of Everett 48
Tue Nov 11 1952	Minneapolis Lakers	13909	9pm	7:15pm Harlem Globetrotters 67 Washington Generals 59
Wed Nov 11 1953	Philadelphia Warriors	13909	3pm	1:15pm Harlem Globetrotters 67 Toledo Mercurys 49
Tue Nov 16 1954	Rochester Royals	12798	9pm	7:15pm Harlem Globetrotters 74 Washington Generals 52
Fri Nov 11 1955	Minneapolis Lakers	13909	9pm	7:15pm Harlem Globetrotters 60 Washington Generals 51
Sat Nov 10 1956	Minneapolis Lakers	13909	9pm	7:15pm Harlem Globetrotters 75 Washington Generals 61
Mon Nov 11 1957	St. Louis Hawks	13909	9:15pm	7:15pm Harlem Globetrotters 70 Philadelphia Spahs 54
Thu Dec 26 1957	New York Knicks	13909	9:15pm	7:15pm Harlem Globetrotters 78 Philadelphia Spahs 59
Tue Nov 11 1958	Minneapolis Lakers	13909	9pm	7:15pm Harlem Globetrotters 94 Hawaii 50th Staters 85
Mon Dec 29 1958	Syracuse Nationals	13909	9:15pm	7:15pm Harlem Globetrotters 61 New York Giants football team 50
Tue Mar 10 1959	New York Knicks	9176	8:30pm	11pm Harlem Globetrotters 86 Philadelphia Spahs 67
Wed Nov 11 1959	Cincinnati Royals	6788	N/A	Harlem Globetrotters
Mon Dec 28 1959	Minneapolis Lakers	13292	9:30pm	7:45pm Harlem Globetrotters 75 Baltimore Bullets 62
Wed Mar 9 1960	New York Knicks	3921	9:15pm	7:15pm Harlem Globetrotters 69 Baltimore Rockets 53
Wed Dec 7 1966	Cincinnati Royals	12513	9pm	6:45pm Harlem Globetrotters 105 New York Nationals 78
Fri Dec 8 1967	Baltimore Bullets	13020	9pm	6:45pm Harlem Globetrotters 98 Washington Generals 79
Sun Mar 17 1968	Baltimore Bullets	14221	2:30pm	1pm Harlem Globetrotters
Fri Dec 13 1968	San Francisco Warriors	11089	9pm	6:45pm Harlem Globetrotters 100 Washington Generals 98
Wed Mar 19 1969	Chicago Bulls	7578	9pm	6:45pm Harlem Globetrotters

Fri Dec 5 1969	Philadelphia 76ers	11163	8:30pm	6:30pm Harlem Globetrotters 108 Jersey Reds 94
Fri Mar 20 1970	Seattle SuperSonics	10393	8:30pm	6:30pm Harlem Globetrotters
Thu Dec 17 1970	Buffalo Braves	8418	8:30pm	6:30pm Harlem Globetrotters 82 New Jersey Reds 70
Wed Dec 15 1971	Seattle SuperSonics	9225	8:30pm	6:30pm Harlem Globetrotters 83 Boston Shamrocks 70
Wed Mar 22 1972	Philadelphia 76ers	13851	8:30pm	6:30pm Harlem Globetrotters 84 Boston Shamrocks 73
Sat Dec 9 1972	Cleveland Cavaliers	13071	8:30pm	6:30pm Harlem Globetrotters
Fri Mar 23 1973	Atlanta Hawks	15320	8:30pm	6:30pm Harlem Globetrotters
Fri Oct 19 1973	Philadelphia 76ers	10249	8:30pm	6:30pm Harlem Globetrotters
Fri Mar 22 1974	Portland Trail Blazers	15320	8:30pm	6:30pm Harlem Globetrotters
Fri Oct 25 1974	Atlanta Hawks	12742	8:30pm	6:30pm Harlem Globetrotters vs. Washington Generals
Wed Mar 26 1975	New Orleans Jazz	15320	8:30pm	6:30pm Harlem Globetrotters
Fri Oct 31 1975	Portland Trail Blazers	15320	8:30pm	6:30pm Harlem Globetrotters

It is a myth that Celtics founder Walter Brown threw Abe Saperstein's Globetrotters out of the Garden after Saperstein objected to the Celtics selection of Chuck Cooper in the 1950 NBA draft, which broke the league's color barrier. Clearly, that is untrue. The Globetrotters continued to play in the Garden every year through March 1960, then did not return until December 1966. I believe that this gap was due to a very different reason.

On March 9, 1960, the same day as the Globetrotters played in Boston, Saperstein announced his proposal for a new pro league, which became known as the American Basketball League and began play in the fall of 1961. Brown and his fellow NBA owners were either angered by Saperstein's decision to directly compete against them, or perhaps Saperstein wanted to use the Globetrotters to promote his ABL exclusively; the Trotters did participate in doubleheaders with ABL teams during the brief lifespan of that league (Fall 1961 – December 31, 1962). A posting on APBR.org mentions evidence of the Globetrotters continuing to participate in NBA doubleheaders during the 1961-62 season, but then not resuming until the 1966-67 season (<http://www.apbr.org/forum/viewtopic.php?t=511>). Whatever the reason, it cannot be a coincidence that Abe Saperstein died on March 15, 1966, and the Globetrotters doubleheaders with the Celtics resumed later that year.



Boston Celtics-Harlem/Fabulous Magicians Doubleheaders

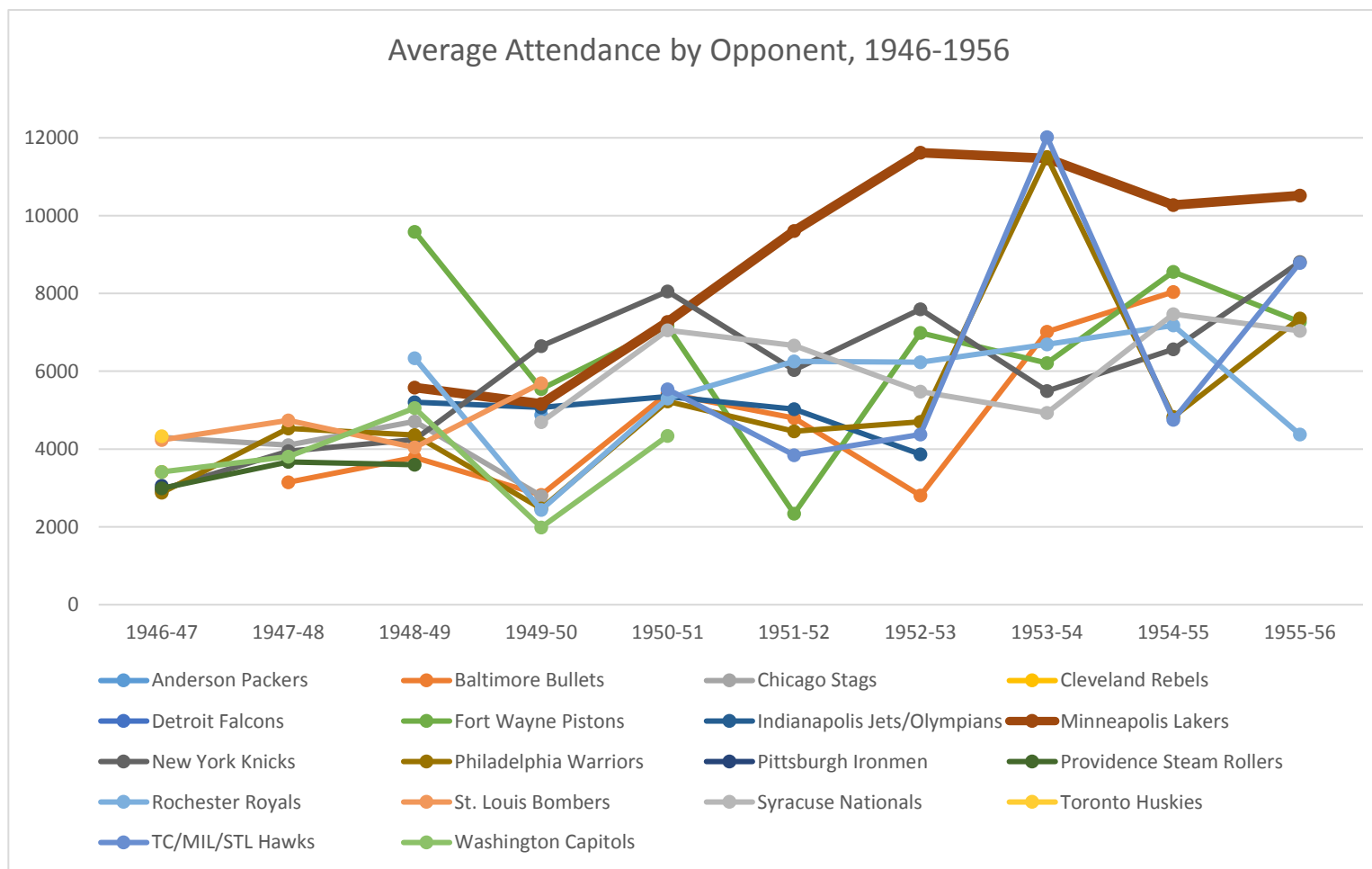
In late 1961 Saperstein sued (former Globetrotter) Marques Haynes and the “Harlem Magicians” basketball team because Saperstein believed he had the exclusive right to use the name “Harlem” for basketball barnstorming purposes. The Magicians were created in 1953 when Haynes and Goose Tatum left the Globetrotters to strike out on their own. They began to make regular semi-annual appearances before Celtics games in December 1956. In late 1964 (or perhaps 1965 based on ads in Boston newspapers) the Magicians settled the suit by agreeing to drop “Harlem” from their name (<https://openjurist.org/872/f2d/1025/harlem-globetrotters-incorporated-v-harlem-magicians-incorporated>); subsequently, they were promoted as the “Fabulous Magicians” and continued to make appearances at the Garden through March 1972. Haynes returned to the Globetrotters that summer and finished his touring career with them in 1979 (<http://apbr.org/trotters.html>).

Date	Opponent	Att.	GameTime	Details
Fri Dec 7 1956	Minneapolis Lakers	12838	9:15pm	7:15pm Harlem Magicians 86 Kentucky Colonels 72
Wed Mar 13 1957	New York Knicks	8514	9pm	7:15pm Harlem Magicians 108 Kentucky Colonels 101
Fri Jan 24 1958	New York Knicks	9114	8:55pm	Harlem Magicians game
Wed Mar 5 1958	St. Louis Hawks	8443	9pm	7:15pm Harlem Magicians 78 New England Collegians 57
Sat Jan 24 1959	Philadelphia Warriors	7086	9:15pm	7:15pm Harlem Magicians 86 Boston Shamrocks 60
Fri Feb 27 1959	Minneapolis Lakers	6183	3:15pm	1:15pm Harlem Magicians 89 New England All-Stars 47
Sat Nov 11 1961	Philadelphia Warriors	13909	9:15pm	7:15pm Harlem Magicians 89 Connecticut All-Stars 51
Tue Mar 13 1962	Syracuse Nationals	4651	9:15pm	7:15pm Harlem Magicians 94 Connecticut All-Stars 62
Mon Nov 12 1962	Cincinnati Royals	6446	9:15pm	7:15pm Harlem Magicians 111 Connecticut All-Stars 85
Wed Feb 13 1963	Los Angeles Lakers	12686	9:15pm	7:15pm Harlem Magicians 88 Connecticut All-Stars 74
Mon Nov 11 1963	St. Louis Hawks	8286	9:15pm	7:15pm Harlem Magicians 87 New York Olympians 77
Wed Mar 4 1964	Cincinnati Royals	13909	9:15pm	7:15pm Harlem Magicians 77 New England Collegians 62
Wed Nov 18 1964	St. Louis Hawks	7149	8:30pm	7pm Harlem Magicians 73 Connecticut All-Stars 66
Wed Feb 17 1965	St. Louis Hawks	6316	8:30pm	7pm Harlem Magicians 61 Connecticut All-Stars 45
Sun Dec 26 1965	Baltimore Bullets	10268	8:15pm	7pm Fabulous Magicians 64 New England Olympians 57
Wed Mar 2 1966	New York Knicks	6793	8:15pm	7pm Fabulous Magicians 79 New England Collegians 65
Mon Dec 26 1966	Los Angeles Lakers	13814	8:30pm	6:45pm Fabulous Magicians 85 Hartford Explorers 78
Tue Dec 26 1967	San Francisco Warriors	13909	9pm	6:45pm Fabulous Magicians 100 New England Collegians 84
Wed Mar 6 1968	New York Knicks	6016	7:45pm	6:30pm Fabulous Magicians 81 East Coast Rens 76

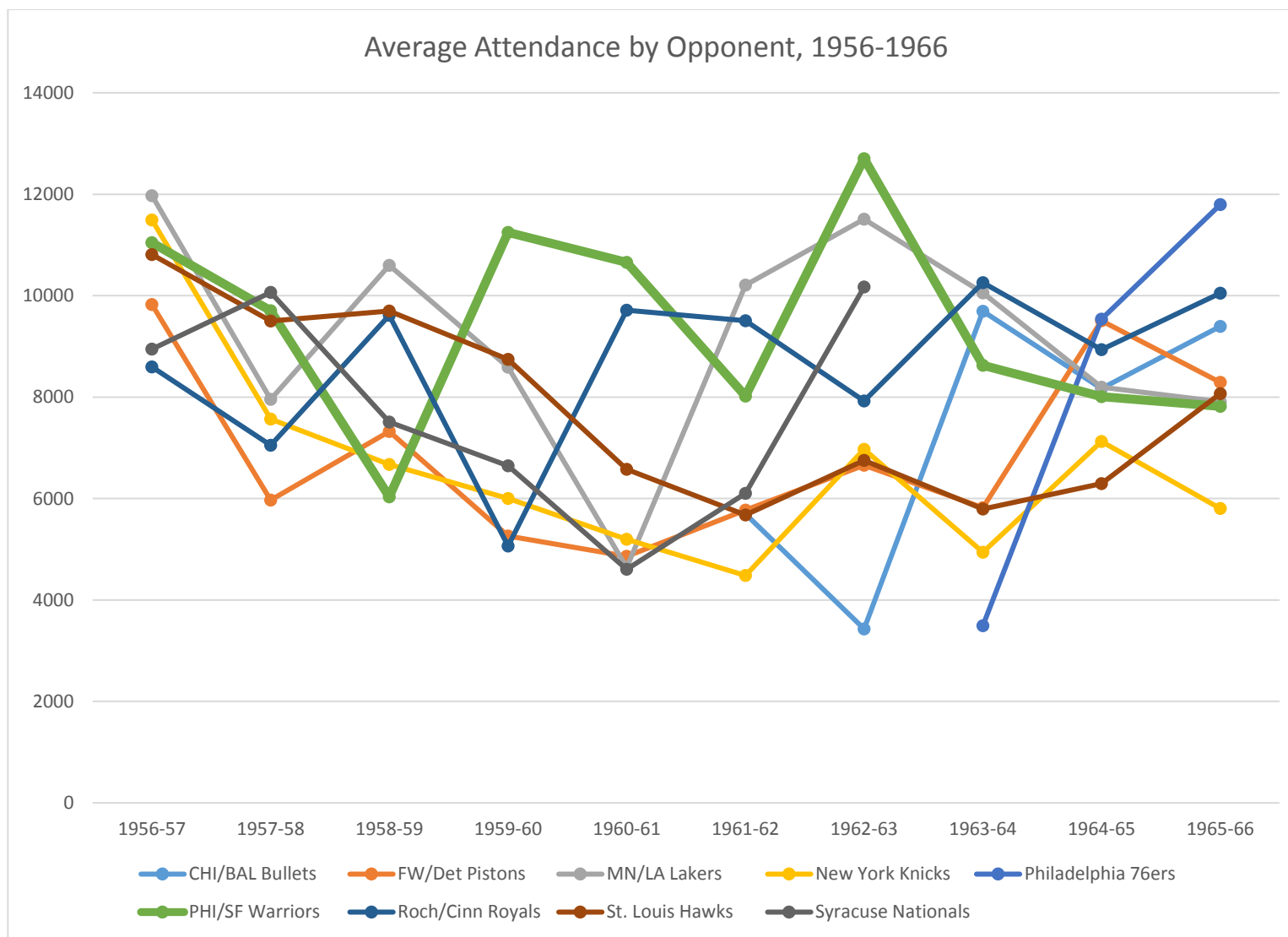
Thu Dec 26 1968	Milwaukee Bucks	8214	9pm	6:45pm Fabulous Magicians 89 East Coast Rens 81
Fri Feb 7 1969	Atlanta Hawks	8037	9pm	6:45pm Fabulous Magicians 127 East Coast Rens 93
Fri Nov 7 1969	San Francisco Warriors	8627	8:30pm	6:30pm Fabulous Magicians 91 East Coast Rens 84
Fri Nov 20 1970	Cleveland Cavaliers	6491	8:30pm	6:30pm Fabulous Magicians 113 New York Rens 77
Wed Feb 24 1971	Los Angeles Lakers	12262	8:30pm	6:30pm Fabulous Magicians vs. New York Rens
Wed Mar 17 1971	Los Angeles Lakers	13450	8:30pm	6:30pm Fabulous Magicians vs. New York Rens
Mon Dec 27 1971	Golden State Warriors	13697	8:30pm	6:30pm Fabulous Magicians 104 New York Rens 99
Wed Mar 1 1972	Cleveland Cavaliers	5611	8:30pm	6:30pm Fabulous Magicians 98 New York Rens 84

Note: On March 6, 1968, former Celtic K.C. Jones played for the Magicians.

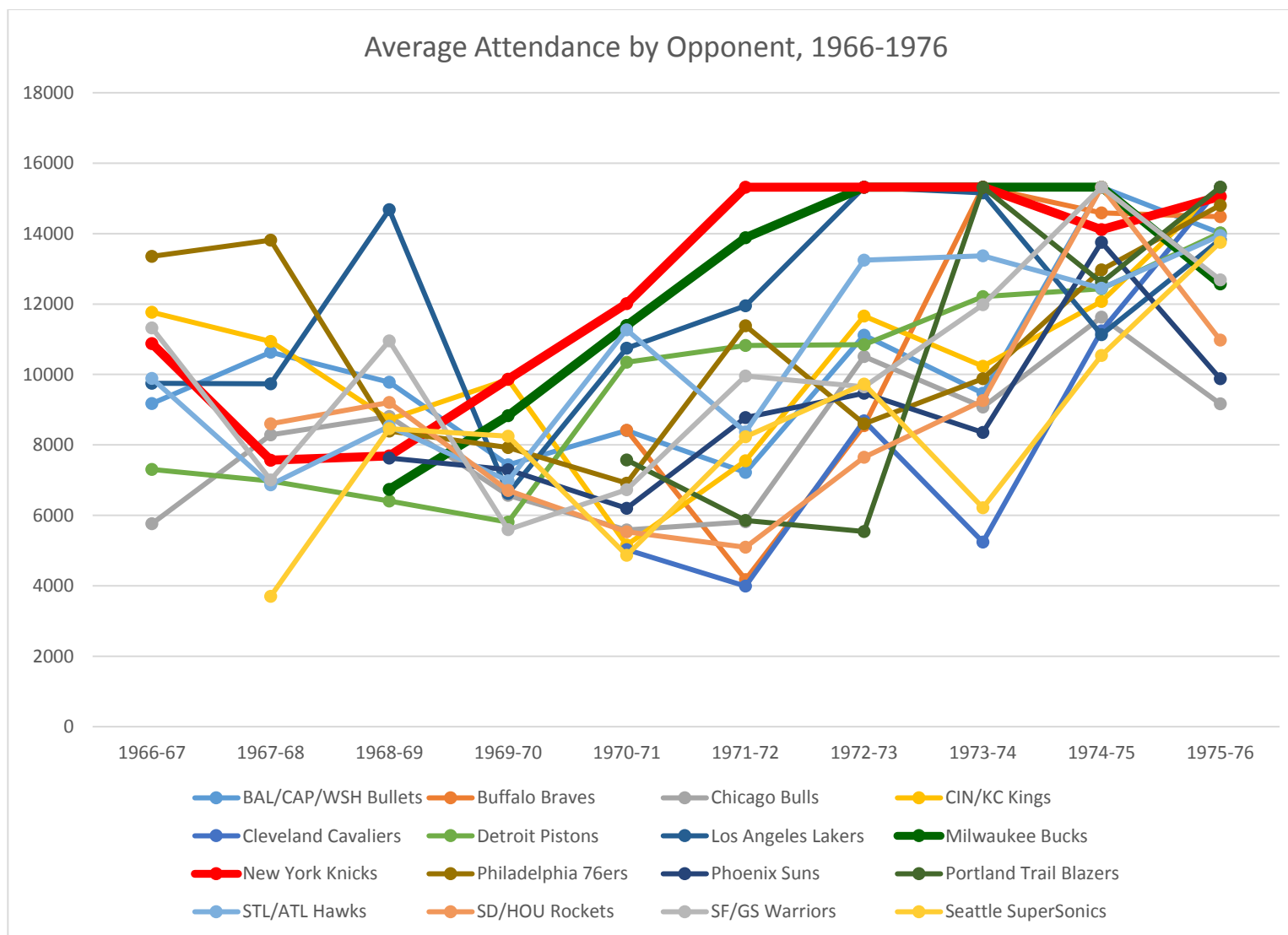
Boston Celtics Regular Season Attendance by Opponent



George Mikan and the Minneapolis Lakers jumped to the BAA for the 1948-49 season. Games against the 5-Time BAA/NBA Champion Lakers (49,50,52-54) consistently drew well at the Garden.



In January 1965 Wilt Chamberlain is traded to the Philadelphia 76ers...
and the 76ers replace his former team - the Warriors - as the best-drawing road team at the Garden.



The New York Knicks and Milwaukee Bucks regularly draw sellout crowds in Boston in the early 1970's.

Boston Celtics Regular Season Attendance by Month

Season	October		November		December		January		February		March		April	
	G	AVG	G	AVG	G	AVG	G	AVG	G	AVG	G	AVG	G	AVG
1946-47			5	3829	7	2759	7	3276	5	3951	6	3731		
1947-48			5	3862	8	3872	5	4538	4	3520	2	4439		
1948-49			5	5269	6	4359	8	4111	6	5951	4	5823		
1949-50			5	5096	5	5834	6	3344	6	3113	4	4554		
1950-51			7	6576	7	7111	6	5150	7	5160	4	7215		
1951-52			6	5122	8	4624	5	7180	5	6341	5	4965		
1952-53			5	5877	5	5565	4	7189	7	6099	3	7671		
1953-54			5	7682	5	6294	4	7471	4	6326	3	10592		
1954-55			4	8591	5	5653	8	6371	5	7505	4	8486		
1955-56			4	10295	4	7236	8	7508	6	6837	5	7879		
1956-57			5	10843	6	10782	6	10029	4	11560	4	9065		
1957-58			6	11623	5	8914	7	8067	6	6255	5	6524		
1958-59			6	8298	6	7062	7	8953	8	6907	3	9769		
1959-60	1	3341	6	8172	5	7567	7	9018	5	8096	3	6095		
1960-61	2	9255	4	5903	7	5579	5	8702	5	7948	5	4936		
1961-62	2	6517	5	6910	6	5724	6	7234	5	8079	4	6529		
1962-63	2	9401	5	8801	6	8122	7	7310	6	10814	4	8753		
1963-64	1	10333	6	8583	5	7001	8	6855	5	7221	5	7111		
1964-65	3	8454	6	8869	4	8627	7	7602	6	7774	4	8328		
1965-66	3	8660	6	9763	6	7452	6	8294	6	7786	4	11506		
1966-67	2	12978	6	11389	6	10307	6	7558	5	10304	6	11635		
1967-68	3	9880	6	7590	6	11289	9	7800	7	8626	6	9923		
1968-69	3	7138	7	9286	7	7065	8	10365	6	7968	5	10905		
1969-70	3	9252	6	8960	7	6168	9	7336	6	6841	6	7800		
1970-71	4	7167	8	8365	5	8053	10	7744	6	8515	6	8167		
1971-72	5	7803	7	8904	8	7588	7	7943	7	8918	7	10116		
1972-73	4	10396	9	10032	4	12417	8	9678	7	11663	7	11802		
1973-74	5	10230	6	10257	4	12545	8	9763	3	12542	6	12774		
1974-75	4	10788	7	11822	2	12100	7	13968	5	14889	7	14620	2	13855
1975-76	3	12820	5	14463	5	12660	7	14137	4	13888	9	12881	3	13172

Boston Celtics Regular Season Attendance by Day of Week

Season	Sunday		Monday		Tuesday		Wednesday		Thursday		Friday		Saturday	
	G	AVG	G	AVG	G	AVG	G	AVG	G	AVG	G	AVG	G	AVG
1946-47	1	4035	8	3164	2	3578	1	2770	11	3378	3	3434	4	4197
1947-48	3	3524			7	3739	2	3258			12	4389		
1948-49	2	4961	4	4372	8	5058					15	5101		
1949-50			1	1792	6	2920	1	4691	9	6253	9	3481		
1950-51	12	5658	1	7516	4	7085	1	4529	8	6676	3	4974	2	7532
1951-52	16	5761					10	5187	2	3935			1	8230
1952-53	9	5984			1	13909	7	5592			2	8969	5	5367
1953-54	8	6617					6	9076			2	9881	5	5938
1954-55	10	5441	1	7391	1	12798	5	7738			4	10354	5	6071
1955-56	11	6471					5	7821			7	10191	4	7244
1956-57	5	11075	1	9689			7	9096	1	10616	4	11056	7	11144
1957-58	4	8304	1	13909	1	2384	8	6801	2	9841	6	7816	7	10062
1958-59	6	9152	2	12801	2	11542	8	5832			3	8863	9	6950
1959-60	4	9008	2	11894			9	7997			5	5336	7	7662
1960-61	5	7104	1	12061			7	5426			6	8503	9	5836
1961-62	7	6492			2	9280	4	6829			7	7256	8	6216
1962-63	7	8363	1	6446	1	12860	6	8813			6	8546	9	8956
1963-64	8	5555	1	8286	2	3747	6	8617	1	11749	8	8269	4	8377
1964-65	8	7785	1	13909			10	6672			5	9145	6	9603
1965-66	9	10916					9	5636	2	9905	6	8040	5	10950
1966-67	9	10671	1	13814			5	10307	1	7621	11	9749	4	11641
1967-68	7	11536	1	5731	3	10574	11	5801	1	12760	12	9471	2	12306
1968-69	7	11185	1	9206	4	6948	8	6915	1	8214	13	9665	2	8325
1969-70	8	8311			3	7508	11	5717			15	8444		
1970-71	8	7473			1	6091	14	7884	2	9014	14	8507		
1971-72	9	9725	2	12004	3	6478	12	6309			11	11061	4	5634
1972-73	7	12135	1	8375	2	12637	12	8393			13	12472	4	10443
1973-74	7	12262	1	9365	1	12212	9	7086			13	13242	1	11919
1974-75	7	14939					9	11076			18	13784		
1975-76	8	14271					12	11180			16	14731		

First edition: October 2020